

Green Energy
Production
FY 2023

3,354 GWh
(3,133 GWh)

EPS
FY 2023

0.60 EUR
(0.60 EUR)

Revenue
FY 2023

449.1 m EUR
(462.5 m EUR)

Equity Ratio
31 Dec 2023

33.2%
(28.1% as of
31 Dec 2022)

Investment Agreement signed
with KKR, Viessmann and
ABACON CAPITAL to accelerate
ENCAVIS' growth –
Voluntary public takeover offer
launched on 24th April 2024

ENCAVIS

ENCAVIS realises the energy transition!

- + Ongoing Operating Growth in FY 2023
- + Uplifted Growth Ambitions up to FY 2027

Factbook Consolidated Financial Statements FY 2023,
Guidance FY 2024e and Uplifted Accelerated Growth Strategy 2027,
26th April 2024

Improving efficiency and cost reduction through Economies of Scale and Scope

ENCAVIS

ENERGY

Energy forms the basis of our collective activity and work

CAPITAL

We invest capital to acquire wind farms and solar parks to generate attractive returns

VISION

We are working towards a future with decentralised power generation from wind power and solar energy

Encavis Asset
Management

Encavis Services /
Stern Energy

Encavis AG



Agenda

01	Investment Agreement with KKR & Viessmann	4
02	Encavis at a glance & latest news of 2023/24	11
03	Consolidated Financial Statements FY 2023	28
04	Guidance FY 2024e	45
05	Uplifted Accelerated Growth Strategy 2027	51
06	USP of Encavis' business model	70
07	Amazing sights: Sustainability at Encavis	91
08	The future is bright for Renewable Energies	105
09	Supportive meteorological effects	113
10	PPA – The growing market	117
11	Research Highlights in 2023/24	129
12	Appendix	134
13	Glossary	151



ENCAVIS



Investment Agreement with KKR & Viessmann

Investment Agreement with KKR & Viessmann
to accelerate ENCAVIS' growth – KKR launched
a voluntary public takeover offer on 24th April 2024

Transaction highlights

- » Encavis AG and Elbe BidCo AG ("Investor"), a holding company controlled by investment funds, vehicles and accounts advised and managed by Kohlberg Kravis Roberts & Co. L.P. and its affiliates ("KKR"), entered into an Investment Agreement on 14th March 2024.
- » KKR will be investing from its Core Infrastructure Strategy.
- » The strategic investment vehicle of family company Viessmann, will invest as co-investor in a KKR-led consortium in Encavis AG.
- » The Investor launched a voluntary public takeover offer (the "Offer") on 24th April 2024, offering all shareholders a cash consideration of EUR 17.50 per share.
- » The ABACON CAPITAL GMBH and other existing shareholders have signed binding agreements to sell and partly roll-over to the Investor a total amount of around 31% of Encavis AG shares and are fully supportive of the takeover offer.
- » The Management Board and the Supervisory Board of Encavis AG, which have approved the execution of the Investment Agreement today, expressly support the Offer¹.
- » The Management Board and Supervisory Board of Encavis AG intend to recommend acceptance of the Offer to Encavis AG's shareholders.

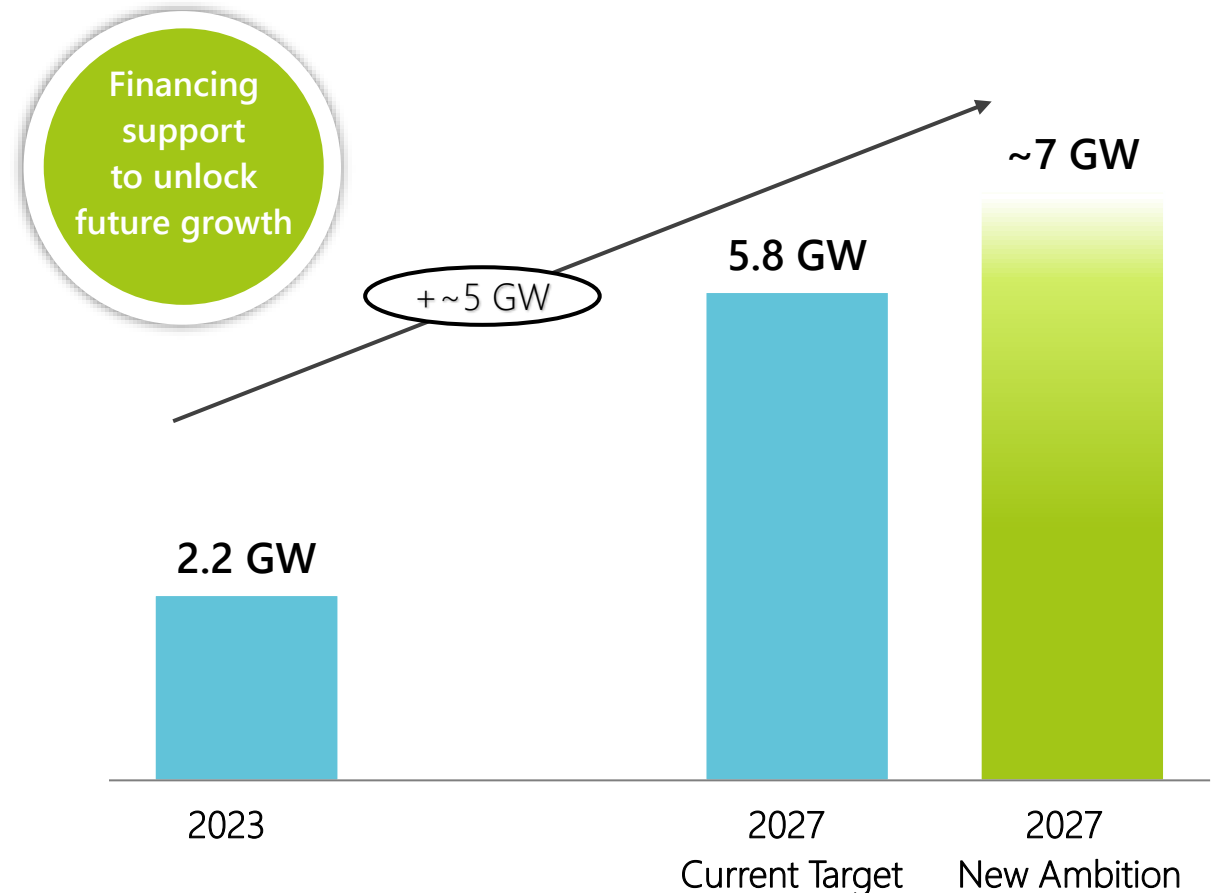
¹ Subject to their review of the Offer Document still to be published by Elbe BidCo AG and their fiduciary duties

ENCAVIS' benefits of the contemplated transaction

Summary benefits

- » Strategic partnership with KKR allows ENCAVIS to accelerate growth in all segments:
 - › Ambition of 7 GW of installed capacity by year-end 2027
 - › Above current target of 5.8 GW
 - › Commitment of KKR for continued growth thereafter.
- » Removing funding constraints of a public ownership model and benefitting from KKR's support will strengthen ENCAVIS in fulfilling its growth aspirations.
- » ENCAVIS' positioning will further be strengthened by significant commitments for investments in fast-track technology diversification to further accelerate growth.

Installed operational capacity expansion until year-end 2027



KKR is a good fit for ENCAVIS

Strong infrastructure and DACH investment track record

- » KKR is a leading strategic and financial partner with extensive experience in investing behind the energy transition
- » KKR has 20 years of investment track record in the DACH region with over EUR 15 billion of long-term equity invested in over 30 companies

Experienced investor in Renewable Energy sector

- » KKR has extensive experience of investing in and managing energy transition businesses and has access to resources across the global energy value chain
- » Furthermore, KKR has been an active investor in Renewable Energy globally and has a demonstrable track record of investing and generating value in platforms similar to ENCAVIS

Long-term investment horizon and alignment on business strategy

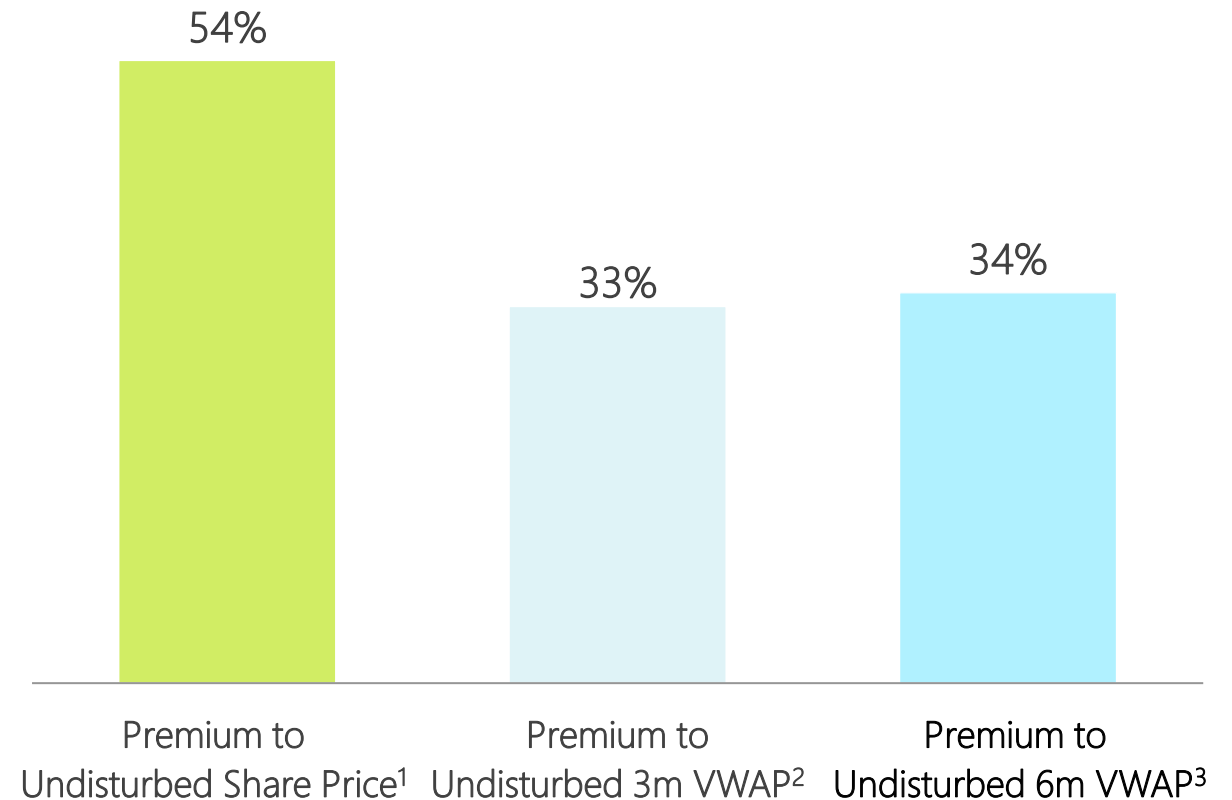
- » KKR will be investing from its Core Infrastructure Strategy
- » KKR's approach – as well as the approach of Viessmann - is based on long-term value creation and working collaboratively with partners to drive operational improvements and growth
- » This makes KKR together with its co-investor Viessmann strong strategic partners for ENCAVIS

Offer accelerates realisation of shareholder value

Financial highlights

- » Offer of EUR 17.50 per share in cash
 - › Brings forward realisation of value
 - › Significant premium to undisturbed share price of 54%¹
 - › Significant premium to undisturbed 3-months VWAP of 33%²
 - › Significant premium to undisturbed 6-months VWAP of 34%³
- » Implied equity value of EUR 2.8 billion and enterprise value of EUR 4.8 billion⁴
- » Implied valuation multiple: EV/EBITDA 2024e: 16.0x⁴

Offer represents significant premium



¹ Undisturbed share price: Xetra closing price on 5th March 2024 of EUR 11.35

² Undisturbed 3m VWAP: 3-months volume weighted average price as of 5th March 2024 of EUR 13.17 per share, calculated based on the daily Xetra closing share prices weighted by the daily trading volumes for the period ended 5th March 2024

³ Undisturbed 6m VWAP: 6-months volume weighted average price as of 5th March 2024 of EUR 13.01 per share, calculated based on the daily Xetra closing share prices weighted by the daily trading volumes for the period ended 5th March 2024

⁴ On the basis of 2024 NTM EBITDA of EUR 300m (based on new guidance of above EUR 300m as shown later in this document) and EV based on the implied 100% equity value and latest reported net debt of EUR 1,993m as of 31st December 2023

Offer conditions, commitments and expected closing date

Offer conditions

- » Customary offer conditions, including the receipt of official approvals regarding foreign investment clearances, merger clearances and holder control proceedings
- » Minimum acceptance threshold of 54.285%¹

Commitments

- » Full support of ENCAVIS' long-term growth strategy
- » No intentions to effect any changes to management or employees for operational reasons
- » Headquarters in Hamburg and other locations to be maintained
- » Undertaking not to enter a domination and/or profit loss transfer agreement for at least two years
- » Backstop for all debt of Encavis Group that is subject to CoC provisions

Next steps

- » Closing expected for Q4/2024
- » Pursue a potential delisting of Encavis AG sometime following the closing of the Offer

¹ This threshold ensures that the investor will retain at least 50 percent of the shares plus one share at closing in case holders of the hybrid convertible bond decide to exercise their conversion rights during the transaction. ENCAVIS anticipates that only few holders (if any) of the hybrid convertible bond will exercise their conversion right, as the adjusted conversion price will be above the offer price.

Key takeaways

Attractive cash offer

- » Attractive cash offer of EUR 17.50 per share
- » Premium of 54% to the undisturbed share price¹
- » Premium of 33% to the undisturbed three-months VWAP²
- » Premium of 34% to the undisturbed six-months VWAP³

Unlock long-term opportunities

- » Accelerated growth and strengthened business positioning
- » Improved access to funding capacities particularly access to equity

Excellent strategic fit with KKR and Viessmann

- » KKR is a leading strategic and financial partner with extensive experience of investing in and managing energy transition businesses investments
- » Viessmann is a leading investor into the energy transition with a long-term partnership approach

¹ Undisturbed share price: Xetra closing price on 5th March 2024 of EUR 11.35.

² Undisturbed 3m VWAP: 3-months volume weighted average price as of 5th March 2024 of EUR 13.17 per share, calculated based on the daily Xetra closing share prices weighted by the daily trading volumes for the period ended 5th March 2024.

³ Undisturbed 6m VWAP: 6-months volume weighted average price as of 5th March 2024 of EUR 13.01 per share, calculated based on the daily Xetra closing share prices weighted by the daily trading volumes for the period ended 5th March 2024.

ENCAVIS




Encavis at a glance & latest news of 2023/24

Highlights in Q1 2023:

Ready-to-build acquisitions in own portfolio

- » Encavis acquires a German wind farm with a generation capacity of 11.2 MW for the first time after a repowering from Energiekontor. The wind farm "Bergheim" in North Rhine-Westphalia can draw on long-term historical data on wind occurrence in the region and thus offers particularly predictable yields. The wind farm benefits from a state-guaranteed Feed-in Tariff (FIT) under the Renewable Energy Sources Act (EEG) for a term of in total 20 years after commissioning. The Renewable Energy will be generated by two Vestas V 150-5.6 turbines with a rotor diameter of 150 metres and a hub height of 166 metres. The commissioning of the two wind turbines is planned for the end of the fourth quarter 2023.
- » Encavis reaches ready-to-build (RTB) status for a 105 MW solar park in Mecklenburg-Western Pomerania. The preparatory construction work can be initiated in spring 2023, as planned. Once completed, this will be ENCAVIS's largest solar park in Germany and with this acquisition ENCAVIS reaches its target of 500 MW, that was set for 2022. This solar park will produce subsidy-free electricity, which will be sold directly to an industrial customer through a long-term Power Purchase Agreement (PPA), most likely over ten years.
- » Encavis acquired two Italian solar parks at ready-to-build (RTB) status in the Lazio region with a generation capacity of 93 megawatts (MW) in total. The solar park Montalto di Castro stands for a generation capacity of 55 MW and the solar park Montefiascone of 38 MW. They will increase the generation capacity of the Italian portfolio up to 260 MW in total. State-of-the-art, bifacial solar modules mounted on single-axis trackers will characterise these solar parks and generate electricity of around 154 gigawatt hours per annum on average. These solar parks will produce subsidy-free electricity, which will be sold for the first time in Italy through a long-term Power Purchase Agreement (PPA) on a pay-as produced structure, most likely over ten years.

Wind farms & Solar parks



Highlights in H1 2023:

Successful financing secures accelerated growth

» Encavis successfully placed a Green Promissory Note Bond (Schuldscheindarlehen) in the amount of EUR 210 million in three different tranches of 3, 5 and 7 years of maturity with fixed and variable interest rates at around 50 investors, mainly savings and cooperative banks, as well as foreign banks, pension funds and insurance companies. The liquidity will be invested in growth projects accordingly to Encavis' Green Finance Framework. Encavis more than quadrupled the issued volume of the Promissory Note Bond from EUR 50 to 210 million due to the strong demand of all groups of investors. Bayerische Landesbank and DZ BANK AG acted as Joint Arranger.


» The Annual General Meeting on 1 June 2023 decided with an overwhelming majority of 99.27% to cancel the dividend in favour of further growth.

» The Supervisory Board meeting following the AGM, elected Dr Rolf Martin Schmitz as the new Chairman of the Supervisory Board of Encavis AG. Dr Manfred Krüper, former Chairman of the Supervisory Board, is now Deputy Chairman of the Supervisory Board.

New committee composition as follows:

Personnel and nominating committee:	Dr Rolf Martin Schmitz (Chairman)	Dr Marcus Schenck
	Dr Manfred Krüper	Thorsten Testorp
Audit and ESG committee:	Isabella Pfaller (Chairwoman)	Dr Rolf Martin Schmitz
	Dr Marcus Schenck	Prof Dr Fritz Vahrenholt

Corporate Finance




Highlights in H2 2023 (I):

First measures to realise Accelerated Growth Strategy 2027 are implemented

- » First cooperation with equity partner signed only a few months after the announcement of the Accelerated Growth Strategy 2027: Encavis and the Freiburg-based energy supply company badenova together with other partners want to create 500 megawatts of electricity generation capacity from Renewable Energies and invest around 200 million euros by 2027. For this purpose, Encavis Energieversorger I GmbH (EEV) will be founded in Hamburg, in which Encavis AG will hold 51% and Kommunale Energiewende GmbH & Co. KG (KEW) will hold 49%. This newly to be founded EEV will focus on the purchase and operation of wind and photovoltaic systems in Germany as well as on related technologies, such as battery storage and the marketing of electricity generated from Renewable Energies. In addition, the cooperation is to be further expanded by including other partners, such as regional energy suppliers, municipal utilities and municipalities in the KEW.
- » The European rating agency SCOPE Ratings affirms Encavis AG's and its financing subsidiary Encavis Finance BV investment grade issuer rating 'BBB-', and the Outlook remains 'Positive'. Concurrently, SCOPE has affirmed the ratings for senior unsecured debt at BBB-, subordinated (hybrid) debt at BB and short-term debt at S-2. This reflects Encavis' sustained robust liquidity and its diversified exposure to external funding channels, i.e., from banks and capital markets at project level and from private sources (i.e., shareholder loans and Schuldschein debt) and public sources at Group level.
- » Encavis has successfully closed a EUR 180 million non-recourse revolving debt bridge financing facility with ABN AMRO Bank (NL) and COÖPERATIEVE RABOBANK (NL) for solar PV projects in four of Encavis' core markets, namely Denmark, Germany, Italy and Spain. This landmark transaction is a further widening of the financing capabilities to support the Accelerated Growth Strategy 2027, helping Encavis to optimise terms and conditions for PPAs and long-term financings as well as to optimise the resource allocation for such activities.

Wind farms & Solar parks




Corporate Finance



Highlights in H2 2023 (II): Further measures to realise Accelerated Growth Strategy 2027 are implemented

- » Encavis and Allego, a leading pan-European electric vehicle ultra-fast charging network, enlarge their 10-year PPA in Germany to supply Electric Vehicle drivers with 100% Renewable Energy. The two solar parks, Groß Behnitz (25 MW/Brandenburg) and Borrentin (105 MW/Mecklenburg-Western Pomerania), will supply Allego's charging network with more than 100 GWh of Renewable Electricity and the associated certificates of origin. Both parks together will enable more than 1.75 million Electric Vehicle (EV) charging sessions based on an assumed average battery size of 60 kWh per EV.
- » Encavis acquires its first battery project to optimise the marketing of electricity from German wind and solar parks. The ready-to-build (RTB) Battery Energy Storage System (BESS) in Hettstedt (Saxony-Anhalt / 12 MW respectively 24 MWh) is based on lithium-ion technology and is scheduled to be connected to the grid in the first half of 2024. The BESS is charged in the hours of the day of lower electricity prices and discharged in the high-price hours by participating in the day-ahead and intra-day market. This mechanism optimises the capture rate of the existing wind and solar park portfolio.
- » Encavis expands its portfolio of Strategic Development Partnerships (SDPs) by teaming up with Innovar Solar GmbH from Meppen. The framework agreement for an exclusive solar power pipeline comprises a total of nine project sites in Germany with a volume of 160 megawatts (MW) of generation capacity. Eight projects are located close to motorways and railways or in other areas privileged by construction law for use for open-plan PV systems. All projects still benefit from the Feed-in Tariffs (FIT) of the EEG with a term of 20 years.

Wind farms & Solar parks



Highlights in H2 2023 (III): Further measures to realise Accelerated Growth Strategy 2027 are implemented

- » Encavis expands its solar portfolio in Spain with a 28 megawatts (MW) solar park in Castile and León to 583 MW. Once completed, the park will generate more than 50 gigawatt hours (GWh) of Renewable Energy per year. Construction will begin shortly, and the grid connection is planned for the end of 2024. Encavis bought this solar park in Spain from ILOS Projects GmbH – already a Strategic Development Partner (SDP) of Encavis in Italy. The partnership has now also led to this successful joint project in Spain.
- » Encavis reaches ready-to-build (RTB) status for its solar park project in Ringkøbing on the Western North Sea coast of Denmark with a generation capacity of 132 megawatts (MW) an extremely attractive location. It is the third project of the Strategic Development Partnership (SDP) with GreenGo Energy in Denmark, with a revolving total of around 600 MW. Photovoltaic sites in Denmark are particularly interesting because solar power generation benefits from significantly higher prices in low wind periods. Commissioning of the state-of-the-art park, where bifacial solar modules are mounted on single-axis trackers, is planned for the first quarter of 2026. Around 75 percent of the subsidy-free electricity will be sold under a so-called pay-as-produced Power Purchase Agreement (PPA).
- » ENCAVIS launches further Strategic Development Partnership (SDP) with GreenGo Energy in Germany, increasing its European solar project pipeline to 3.2 gigawatts with 13 Strategic Development Partners, currently. The framework agreement provides for a continuous pipeline of 500 megawatts (MW) solar park projects in Germany, in addition to the existing 600 MW continuous pipeline in Denmark.
- » The independent Science Based Targets initiative (SBTi) has officially confirmed that the climate targets of Encavis are in line with SBTi's pathway of limiting global warming to 1.5°C. Encavis has committed to reducing both direct emissions from fuel usage and indirect emissions from purchased energy (Scope 1+2) by at least 42% by 2030, starting from base year 2020. In 2040, ENCAVIS aims to reach "Net Zero" status by reducing its Scope 1+2+3 emissions by 95%.

Wind farms & Solar parks



Highlights in H2 2023 (IV): Further measures to realise Accelerated Growth Strategy 2027 are implemented

- » Encavis invested and holds a 18% stake in TokWise Ltd, a start-up founded in 2018. The Sofia-based company develops together with ENCAVIS AI-powered Software-as-a-Service (SaaS) to optimise electricity sales. The TokWise platform enables power producers as well as industrial electricity consumers, to link their assets directly to the power exchanges and thereby take control of the purchase and sale of electricity. In addition, the company has built a unique Data Science team and expertise focused on energy markets to develop algorithms that enable complete automation of power trading decisions. The investment in TokWise enables ENCAVIS to jointly develop completely new software solutions aiming to adapt the production, consumption and storage of the electricity to the constantly changing market environment. In addition, ENCAVIS can use this expertise in algorithm-based power trading and balancing Group management to optimise the charge and discharge of the battery (BESS) in Hettstedt (Germany).
- » Encavis acquires a 17-megawatts (MW) wind farm in Sommerland (Schleswig-Holstein) from BayWa r. e. AG. Commissioning will take place during the coming weeks, with the economic transition to Encavis scheduled for 1 January 2024. The wind farm is expected to generate an average of around 53 gigawatt hours (GWh) of electricity per year and will generate revenue and earnings for Encavis from next year. The project will receive a feed-in tariff (FiT) for 20 years and a 20-year service contract with Nordex. The three Nordex wind turbines, with a hub height of around 125 metres, each provide a generating capacity of 5.7 megawatts per turbine.
- » Encavis acquires the ready-to-build (RTB) solar park project Pozzolo in Piedmont (Northern Italy) with a generation capacity of around 30 MW. The solar park generates an average of around 42 GWh of electricity per year and will be connected to the grid in Q2/2025. The revenue of the project will be secured by a long-term PPA with a pay-as-produced structure for 10 years on the basis of 75% of the solar park's generation capacity.

Wind farms & Solar parks



Highlights in H2 2023 at year-end (V): Further measures to realise Accelerated Growth Strategy 2027 are implemented

- » Encavis acquires six more wind farms with a total generation capacity of 88 megawatts (MW) at the end of the financial year 2023, generating around 228 gigawatt hours (GWh) of green electricity annually. 49 MW of this total capacity is already connected to the grid. With the acquisition of the new wind farms, the goal of acquiring a total of 750 GWh of additional electricity production in the financial year 2023 was almost reached, with a current total of 720 GWh acquired electricity production in 2023.

Four of the six wind farms were acquired by ABO Wind. A wind farm in Finland (30 MW), already connected to the grid, is expected to generate around 98 GWh of green electricity annually. It will be sold to a corporate offtaker via a pay-as-produced Power-Purchase-Agreement (PPA) with a term of 10 years from October 2024.

Three more wind farms in North Rhine-Westphalia and Rhineland-Palatinate (around 27 MW in total) will also be connected to the grid this year. Another wind farm (around 19 MW) in Saxony, which is already connected to the grid, was acquired from UKA Group. From BayWa r.e., Encavis acquired a wind farm (12 MW) in Rhineland-Palatinate with an annual electricity production of around 23 GWh. The sale of the expected annual electricity production of around 130 GWh in total of these five wind farms are all secured by an EEG Feed-in Tariff over a period of 20 years.

The two wind farms in North Rhine-Westphalia are equipped with Nordex wind turbines of the N131 and N133 series, while the third wind farm in Rhineland-Palatinate, also acquired by ABO Wind, is equipped with Enercon wind turbines of the E160 series. All other wind farms are operated with Vestas V162 series wind turbines.


Wind farms & Solar parks



Final Highlights belonging to FY 2023 (VI): Further measures to realise Accelerated Growth Strategy 2027 are implemented

- » Encavis acquires two more solar parks in Andalusia, Spain, and surpasses the planned expansion of electricity production in 2023 up to 750 gigawatt hours (GWh) by a total of 33 percent to reach 1 terawatt hour (TWh). The Lirios solar park (109 megawatts (MW), 220 gigawatt hours (GWh)/year) acquired by BayWa r. e., 35 kilometres west of Seville, is already under construction and is expected to be connected to the grid in Q4/2025. The La Florida Hive solar park (30 MW, 60 GWh/year) will be built south-east of Seville in Dos Hermanas and will be connected to the grid in the second half of 2025. It was developed by Hive Energy, who also developed a solar park project in Guillena, also in Andalusia, which Encavis acquired in 2022 and which will generate electricity already in the third quarter of this year.
- » Encavis successfully has signed two non-recourse project refinancing agreements in a total amount of EUR 203 million for its operating solar plants Talayuela and La Cabrera, Spain. The refinancing includes EUR 181.5 million Term Loan Facilities (hedged by interest rate swaps), as well as EUR 13 million Letter of Credit Facilities and EUR 8.5 million Debt Service Reserve Facilities.

Wind farms & Solar parks



Highlights in Q1 2024: Investment Agreement signed with KKR and Viessmann to accelerate ENCAVIS' growth – announcement of a voluntary public takeover


» Ad hoc news as of 6th March 2024

The Management Board of MDAX-listed wind and solar park operator Encavis AG (ISIN: DE0006095003, Prime Standard, Ticker symbol: ECV) confirms in response to current press coverage that it has been in contact with KKR with regards to interest in a potential transaction with the Company. As the talks are at an early stage, there can be no assurance that a potential transaction will be proposed or consummated. Encavis does not intend to make any further comment or respond to any inquiries until such time that a decision has been made.

» Ad hoc news as of 14th March 2024

The Management Board of MDAX-listed wind and solar park operator Encavis AG (ISIN: DE0006095003, Prime Standard, Ticker symbol: ECV) executed and Blitz 21-823 AG (in future: Elbe BidCo AG, "BidCo"), a holding company controlled by investment funds, vehicles and accounts advised and managed by Kohlberg Kravis Roberts & Co. L.P. and its affiliates (collectively, "KKR"), have signed an Investment Agreement today to enter into a strategic partnership supporting the long-term growth of Encavis. The family company Viessmann Group GmbH & Co. KG ("Viessmann") will invest as co-investor in a KKR-led consortium.

Wind farms & Solar parks



Successful integration of Stern Energy: Revamping and Repowering of the solar park Roitzsch (Germany)

- » Exchanging of PV modules (Revamping) at German solar park Roitzsch (Saxony-Anhalt) resulted in a 41 % capacity increase from former 12.6 megawatts (MW) generation capacity up to 17.8 MW generation capacity currently (Repowering).

PV Services

Reconstruction phase



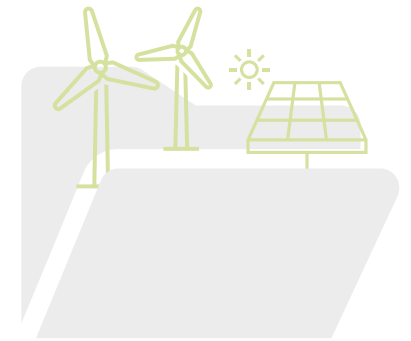
Revamping and Repowering finalised successfully



Highlights in H1 2023: Acquisitions of asset management

- » **Wrap-up 2022:** Encavis Asset Management has expanded its portfolio for institutional investors by more than 415 MW in 2022. This corresponds to an increase of over 30 %. The installed capacity increased to around 1.4 gigawatts (GW) and the Electricity production rose by around 17 % to a good 2.1 million KWh, thus reaching a new record level.
- » Encavis Asset Management advises the Versicherungskammer Group on the acquisition of a German wind farm with a total capacity of 23.6 megawatts (MW). The acquisition is being handled by its special fund Encavis Infrastructure Fund III (EIF III). The park was developed and realised by the UKA-Unternehmensgruppe. The four turbines of the wind farm consists of three Vestas turbines of type V150 - 6.0 MW and have been in operation since February 2022. Another Vestas turbine from type V150 - 5.6 MW and has already been producing green electricity since April last year. The entire wind farm supplies around 27,700 households with green electricity and saves over 30,500 tonnes of CO₂ annually.
- » Encavis Asset Management connects the two solar parks "Saturn" and "Dagon" with a total generation capacity of 45 megawatts (MW) to the power grid in Germany. The "Saturn" solar park, with a total capacity of over 22 MW, was built around an existing wind power plant. The "Dagon" solar park comprises a nominal capacity of approx. 23 MW and was erected at 9 individual sites along the Federal Highway 60. The two ground-mounted photovoltaic plants produce green electricity for among 17,000 households and jointly save about 17,000 tonnes of harmful CO₂ annually. Both parks contribute to the Encavis Infrastructure Fund II (EIF II), an Alternative Investment Fund for credit institutions - primarily savings and cooperative banks.


Encavis Asset Management



Highlights in H2 2023: Acquisitions of asset management

- » Encavis Infrastructure Fund IV enables investments in Renewable Energy as a dark green Article 9 fund acc. to SFDR (Sustainable Finance Disclosure Regulation).
- » Encavis Asset Management expands existing wind farm at excellent location in Ireland for its Alternative Investment Fund. The Clogheravaddy wind park has successfully expanded to seven turbines. This total investment is part of the portfolio of the Encavis Infrastructure Fund IV (EIF IV), a special fund for banks that considers their specific requirements for regulation and risk management, classified under Article 9 of the EU Disclosure Regulation on sustainability-related disclosure requirements in the financial services sector (SFDR).
- » Energy generation and agriculture in harmony: impressive agri-PV plant now part of EAM's portfolio. EAM has acquired an Agri-Photovoltaic plant in the Netherlands on behalf of the EIF II. The farm, with an installed capacity of around 31 MW, is located in the province of North Holland, in the municipality of Middenmeer. The Agri-PV plant has been operating since April 2023. With this type of PV plant, land use is optimised in such a way that electricity generation and agriculture are combined with each other. The tall photovoltaic modules above generate green electricity for around 1,100 households, while at the same time regional farming is carried out under state-of-the-art conditions below the modules.
- » EAM supports the sale of a Renewable Energy portfolio with a total capacity of 93 megawatts (MW) for an institutional investor. The European portfolio comprises a total of nine wind farms with a total capacity of 76 MW and two solar parks with a total capacity of 17 MW. Five wind farms are situated in France, two in Germany, and one each in Sweden and the United Kingdom. The solar parks include one in France and one in Italy.
- » EAM acquired two further wind farms with a total capacity of 18 MW from the UKA Group for BayernLB's special banking fund the Encavis Infrastructure Fund IV (EIF IV). The two wind farms consist of a total of three wind turbines and farms supply around 21,200 households with electricity and save over 20,500 tonnes of CO₂ annually.

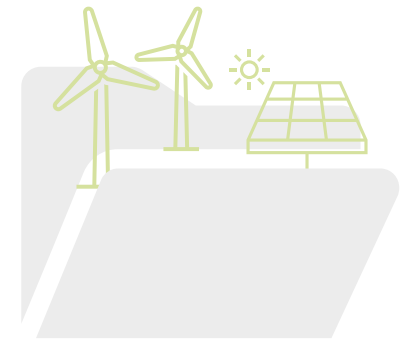
Encavis Asset Management



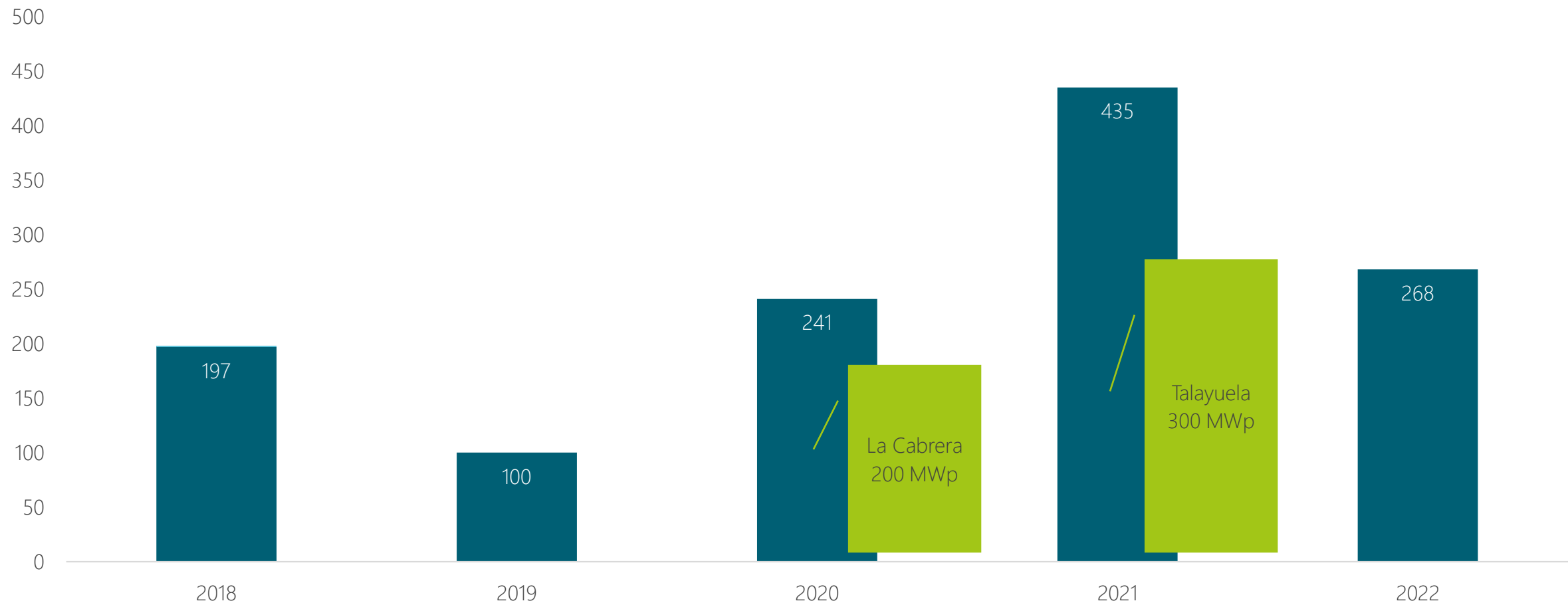
Highlights in H1 2024: Contracts signed of asset management

- » EAM and LyondellBasell (NYSE: LYB) signed on 2nd April 2024 a Power Purchase Agreement (PPA) to secure 208 megawatts (MW) of renewable electricity generation capacity out of a total expected generation capacity of 260 MW from the solar park in Bartow, Germany. This solar park will rank among the largest of its kind in Germany. Under this 12-year PPA, EAM will deliver approximately 210 gigawatt-hours (GWh) of solar power to LyondellBasell annually. This is comparable to the annual electricity consumption of approximately 56,500 European homes, starting in 2025. With this latest PPA, LyondellBasell will reach more than 90% of its total renewable electricity goal.

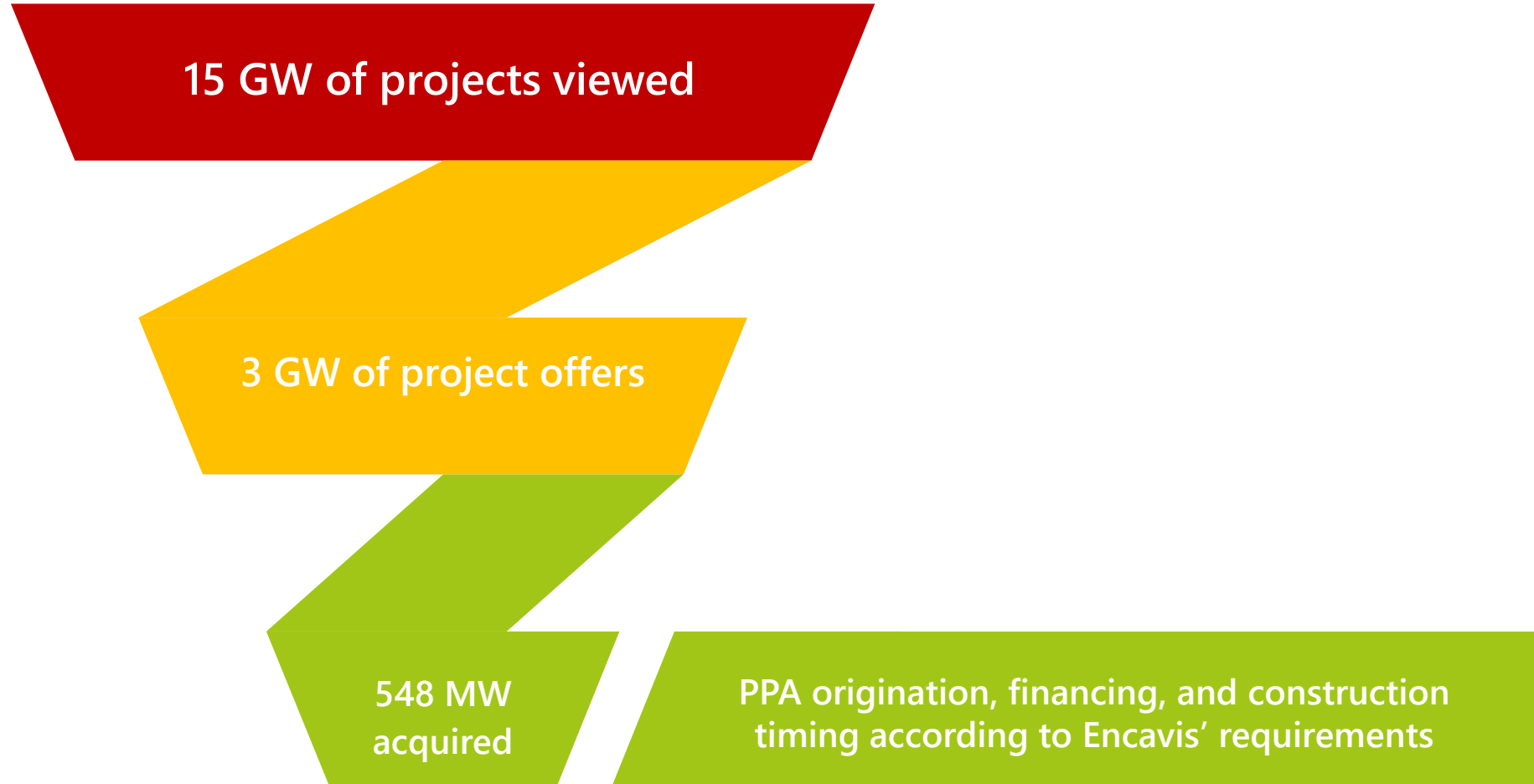
Encavis Asset Management



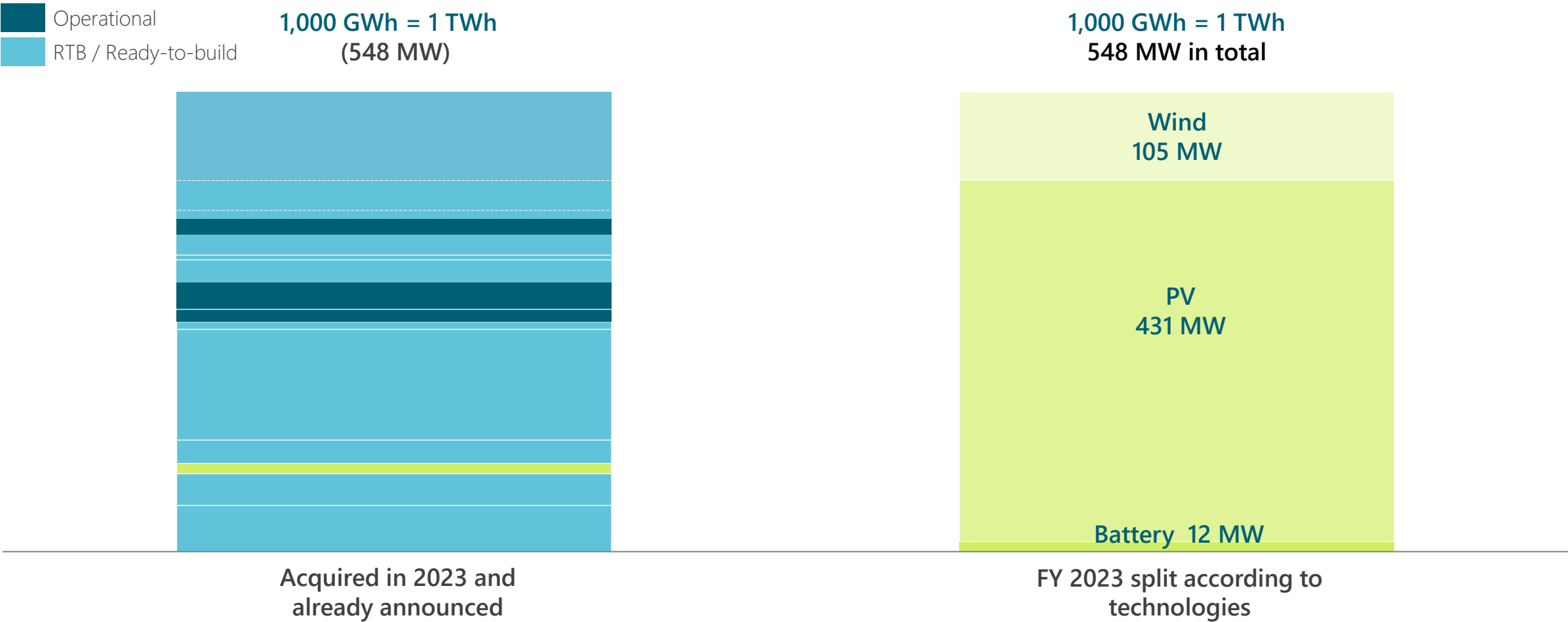
Encavis AG benefits 2023 from its acquisitions in 2022: Annual growth in generation capacity connected to the grid (in MW)



Preparatory work no-one realises . . .



Acquisitions in 2023 with 1 TWh = 1,000 GWh are in total 33 percent above the targeted electricity production of 750 GWh



Consolidated Financial Statements FY 2023

All financial key figures for 2023, except for operating cash flow, exceed the guidance, even if – with the exception of EPS – they are below the extraordinary high figures for the exceptional year 2022.

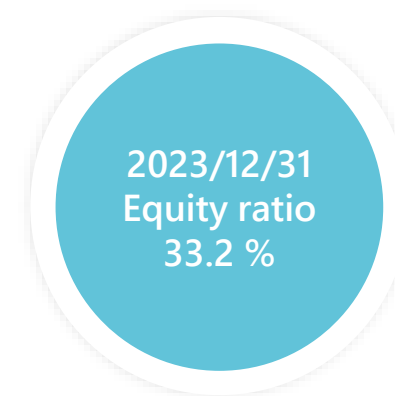
7% Total growth in energy production of Encavis AG in 2023 – dominated by additional wind capacities connected to the grid

Energy Production in gigawatt hours (GWh)	2021	2022	2023	Change 2023/2022	Change 2023/2022 (%)
Wind	940	997	1,248	+ 251	+ 25 %
Solar (PV)	1,815	2,136	2,106	- 30	- 1 %
Encavis AG in total	2,755	3,133	3,354	+ 221	+ 7 %

- » Energy production from solar portfolio (PV) benefitted only slightly from selected months above plan (Feb/April/Sep) and suffered especially in June and October with a full-year energy production below plan.
- » Energy production from wind portfolio benefitted only slightly in the months of March & Oct and mainly in July above plan and suffered in nearly all other months of the year, especially in the months of Feb/July/Oct – resulting again in a full-year energy production below plan.

Operating EPS achieves last year's level despite lower electricity prices in 2023

Operating figures (in EUR million)	FY 2021	FY 2022	FY 2023	Absolute change to FY 2022	Change to FY 2022 in percent
Energy production in GWh	2,755	3,133	3,354	+ 221	+ 7 %
<i>thereof existing portfolio</i>	2,755	3,129	3,069	- 60	- 2 %
Operating / Net Revenue	332.7	487.3 / 462.5*)	460.6 / 449.1*)	- 26.7 / - 12.6	- 5 % / - 3 %
Operating EBITDA	256.4	350.0	319.2	- 30.8	- 9 %
Operating EBIT	149.1	198.3	194.3	- 4.0	- 2 %
Operating Cash Flow	251.9	327.2	234.9	- 92.4	- 28 %
Operating CFPS in EUR	1.74	2.04	1.46	- 0.58	- 28 %
Operating EPS in EUR	0.48	0.60	0.60	+/- 0.00	n.a.



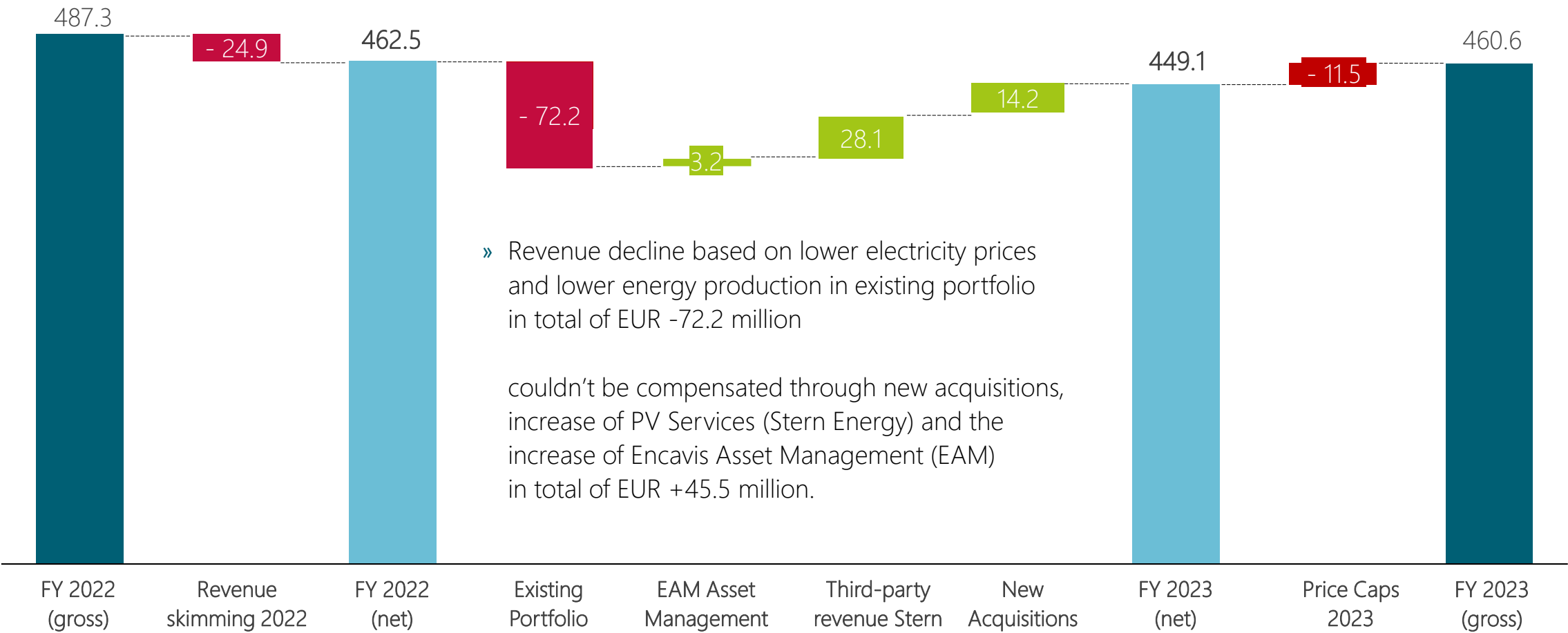
*) FY 2022 Net revenue of EUR 462.5 million post subtracted European price caps in the amount of EUR 24.9 million
 FY 2023 Net revenue of EUR 449.1 million post subtracted European price caps in the amount of EUR 11.5 million

Increase in revenue & operating earnings in 2023 despite lower power prices and uncertain weather conditions

Operating figures (in EUR million)	Q1 2022	Q1 2023	Q2 2022	Q2 2023	Q3 2022	Q3 2023	Q4 2022	Q4 2023	Prelim. FY 2023
Revenue	90.4	98.6	136.0	127.6	128.4	129.7	107.7	93.2	449.1
Operating EBITDA	64.4	64.3	106.2	87.3	100.7	94.5	78.7	73.1	319.2
Operating EBIT	34.8	35.3	75.0	58.1	57.1	65.4	34.1	35.5	194.3
Operating Cash Flow	64.7	51.8	95.5	61.7	111.3	70.2	55.7	51.2	234.9
Operating CFPS in EUR	0.40	0.32	0.60	0.38	0.69	0.44	0.35	0.32	1.46
Operating EPS in EUR	0.08	0.09	0.25	0.22	0.18	0.22	0.09	0.07	0.60

Revenue of existing portfolio (EUR ~-72 million) burdened FY 2023 due to lower prices and reduced production

Revenue
(in EUR million)



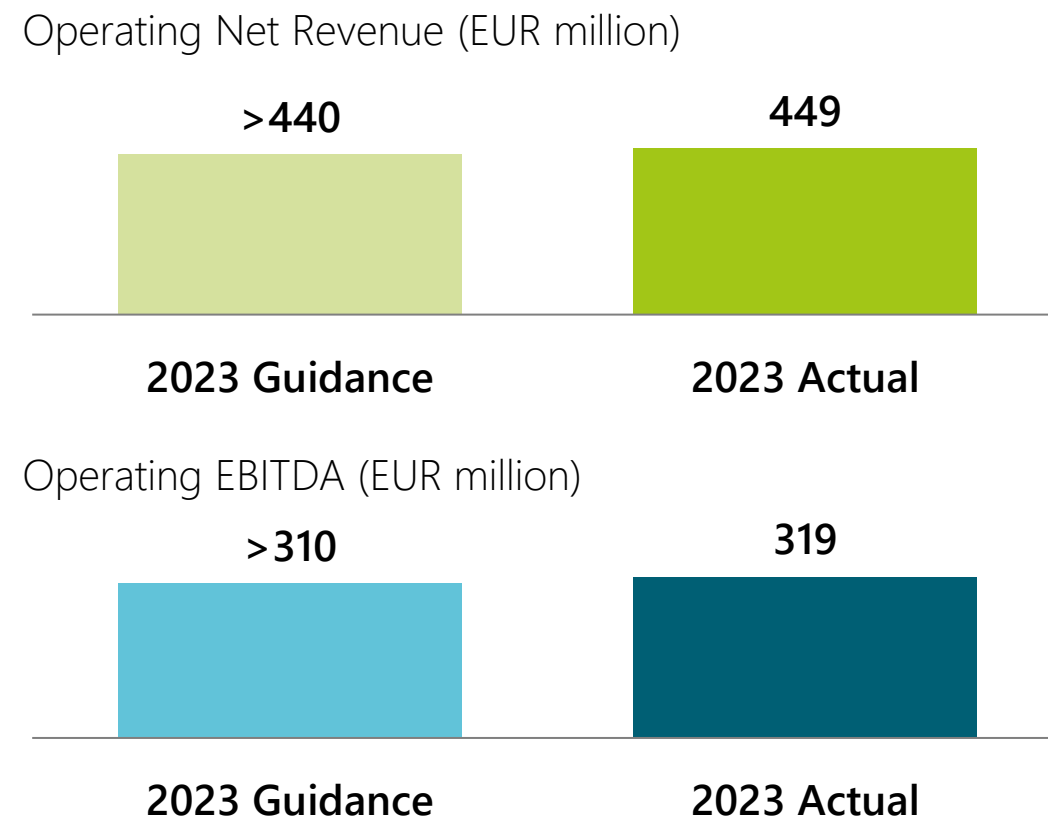
All KPIs besides operating Cash Flow surpassed guidance for FY 2023

Operating figures (in EUR million)	FY 2021	FY 2022	Guidance FY 2023e	FY 2023	Change FY 2023 / Guidance	Change FY 2023 / Guidance in %
Operating / Net Revenue	332.7	487.3 / 462.5	> 460 / > 440	460.6 / 449.1	... / 9.1	+ 2 %
Operating EBITDA	256.4	350.0	> 310	319.2	9.2	+ 3 %
Operating EBIT	149.1	198.3	> 185	194.3	9.3	+ 6 %
Operating Cash Flow	251.9	327.2	> 280	234.9	- 45.1	- 16 %
Operating CFPS in EUR	1.74	2.04	> 1.70	1.46	- 0.24	- 14 %
Operating EPS in EUR	0.48	0.60	> 0.60	0.60	+/- 0.00	-
Energy production in GWh	2,754	3,133	> 3,400	3,354	- 46.0	- 1 %

All KPIs besides operating Cash Flow surpassed guidance for preliminary FY 2023 despite EUR 11.5 million revenue skimming acc. to the electricity price caps

- » Operating Net Revenue: **EUR 449.1 million**
(EUR 462.5 million in 2022)
 - > **+2%** vs. Guidance
- » Operating EBITDA: **EUR 319.2 million**
(EUR 350.0 million in 2022)
 - > **+3%** vs. Guidance
- » Operating EBIT: **EUR 194.3 million**
(EUR 198.3 million in 2022)
 - > **+5%** vs. Guidance¹
- » Operating Cash Flow: **EUR 234.9 million**
(EUR 327.2 million in 2022)

Operating Cash Flow deviation against 2023 guidance is impacted by delayed tax repayments and compensation payments from guarantors/ insurance companies; some payments delayed to Q1/2024, others to FY 2024.

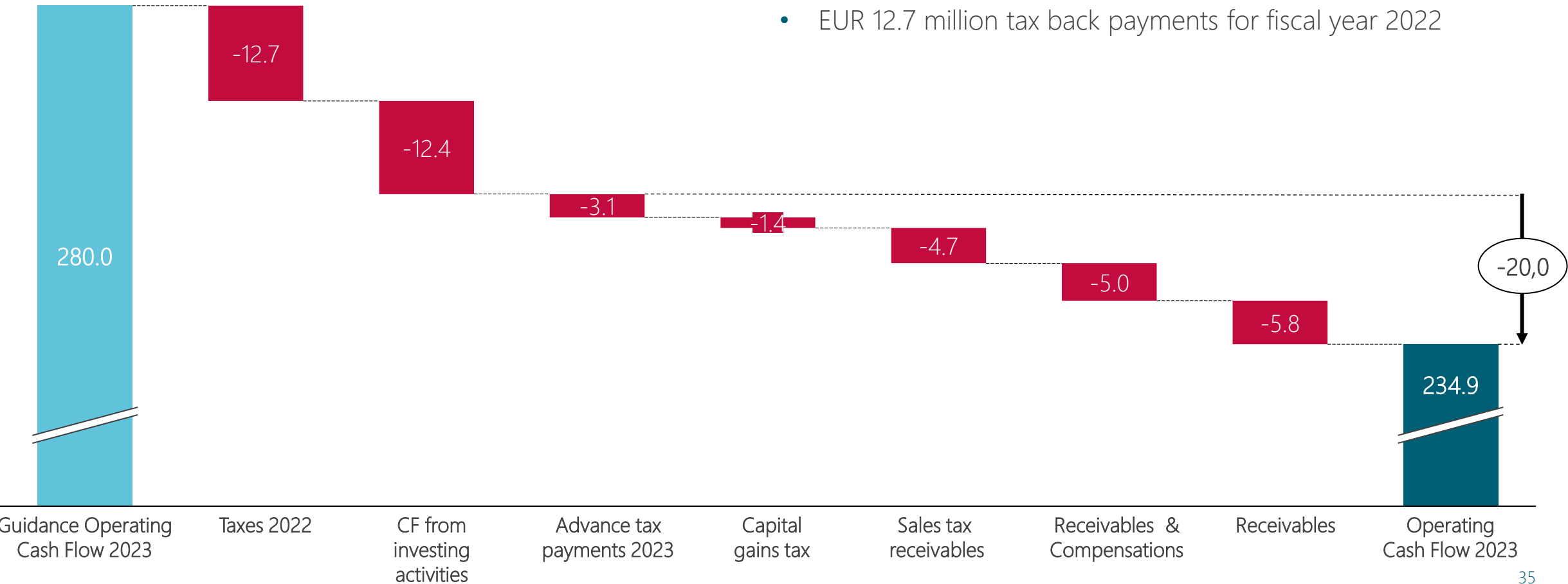


¹ > EUR 185 million operating EBIT communicated guidance


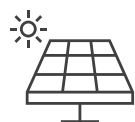
Decline in operating CF (EUR -45.1 million) mainly due to payments shifted to 2024, shown at CF from investing activities and tax back payments for fiscal year 2022

Operating Cash Flow
(in EUR million)

- EUR 20.0 million shifted to 2024
- EUR 12.4 million shown at Cash Flow from investing activities
- EUR 12.7 million tax back payments for fiscal year 2022



Significant decline in revenue from parks based on lower prices in combination with lower output



Operating P&L (in EUR million)	Solar parks		Wind farms		PV Services		Asset Management		HQ/Consolidation	
	2022	2023	2022	2023	2022	2023	2022	2023	2022	2023
Operating Net Revenue	311.9	288.6	120.6	98.9	12.7	55.0	24.0	28.9	-	-
Operating EBITDA	250.2	221.7	99.9	86.0	2.7	6.1	10.6	14.8	- 13.4	- 9.7
Operating EBITDA margin*	80 %	77 %	83 %	87 %	21 %	11 %	44 %	51 %	-	-
Operating EBIT	125.9	133.6	74.3	55.8	2.5	5.1	9.9	10.0	- 14.4	- 10.5
Operating EBIT margin*	40 %	46 %	62 %	56 %	19 %	9 %	41 %	35 %	-	-

(Operating expenses distributed among Business Segments)

Strong impact of lower market prices



Operating P&L (in EUR million)	Solar parks	
	2022	2023
Operating Net Revenue	311.9	288.6
Operating EBITDA	250.2	221.7
Operating EBITDA margin	80 %	77 %
Operating EBIT	125.9	133.6
Operating EBIT margin	40 %	46 %

PV segment represented 63 percent of the energy production in 2023 and delivered 75 percent of the power revenue in 2023.

Strongest price reduction in the Netherlands, Spain and Germany.

Positive EBIT development in 2023 due to 2022 figures burdened with extraordinary depreciations.

Wind segment suffered from lower production and much lower prices in total – EBITDA margin benefitted from Boreas sale



Operating P&L (in EUR million)	Wind farms	
	2022	2023
Operating Revenue	120.6	98.9
Operating EBITDA	99.9	86.0
Operating EBITDA margin	83 %	87 %
Operating EBIT	74.3	55.8
Operating EBIT margin	62 %	56 %

Revenue decline in existing portfolio due to much lower prices (EUR -30 million) couldn't be compensated by new acquisition in Lithuania (EUR +6 million) and curtailment compensation as well as positive production effect (EUR +5 million).

In EBITDA compensated due to sale of Boreas (EUR +11 million).

Significant revenue growth in the segment PV Services due to full-year-effect of Stern Energy



PV Services


Operating P&L (in EUR million)	2022	2023
Operating Revenue	12.7	55.0
Operating EBITDA	2.7	6.1
Operating EBITDA margin	21 %	11 %
Operating EBIT	2.5	5.1
Operating EBIT margin	19 %	9 %

Full year consolidation of Stern Energy results in strong growth of the segment PV Services' revenue (EUR +42 million) which are accompanied by

- an increase in other expenses,
- an increase in material expenses as well as
- an increase in personnel expenses.

Margin reduced due to new Italian accounting rules of percentage-of-completion of long-lasting service contracts which are not fully implemented yet.

Asset Management with ongoing strong growth in 2023 due to one-time effect



Asset Management

Operating P&L (in EUR million)

2022 2023

Operating Revenue 24.0 28.9

Operating EBITDA 10.6 14.8

Operating EBITDA margin 44 % 51 %

Operating EBIT 9.9 10.0

Operating EBIT margin 41 % 35 %

Revenue and EBITDA benefit from one-time effect due to sale of Chorus IPP.

Sale of Chorus IPP results in extraordinary depreciation and compensates positive growth effect on EBIT level.

HQ at significant lower cost level compared to last year

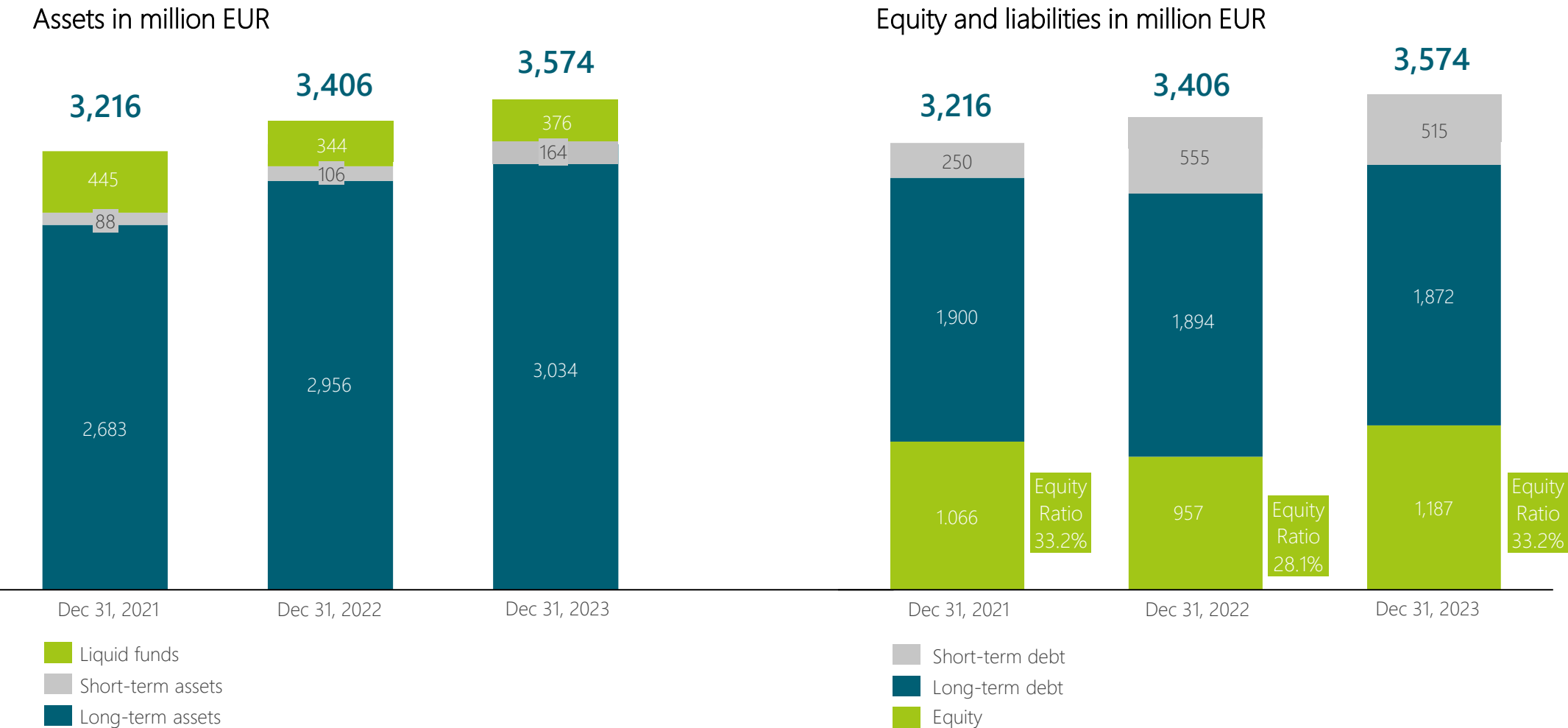


Operating P&L (in EUR million)	HQ/Consolidation	
	2022	2023
Operating Net Revenue	-	-
Operating EBITDA	-13.4	-9.4
Operating EBITDA margin	-	-
Operating EBIT	-14.4	-10.2
Operating EBIT margin	-	-

Lower costs compared to previous year due to:

- Temporary increase of number of Board members and severance package of Dr Paskert in 2022
- Cyaneo incubator in 2022
- Lower insurance premiums in 2023.

Slight growth of balance sheet total and strong increase in equity boost equity ratio by five percentage points to 33.2 percent



ENCAVIS' green branding is paving the way for attractive growth financing

New ESG investors

- » First „Green Schuldscheindarlehen“ of EUR 50 million issued in 2018
- » Bonds certified by Climate Bond Standard Executive Board
- » Encavis got a Primel-Label „A-“ by ISS ESG (former ISS-oekom) and an AA-Level by MSCI ESG Ratings
- » “Green Bond” of EUR 20 million successfully issued in 2021
- » Sustainable ESG Revolving Credit Facility (RCF) of EUR 145 million in 2021
- » Successful issue of “Green Bonded Loan/SSD” of EUR 210 million in 2023

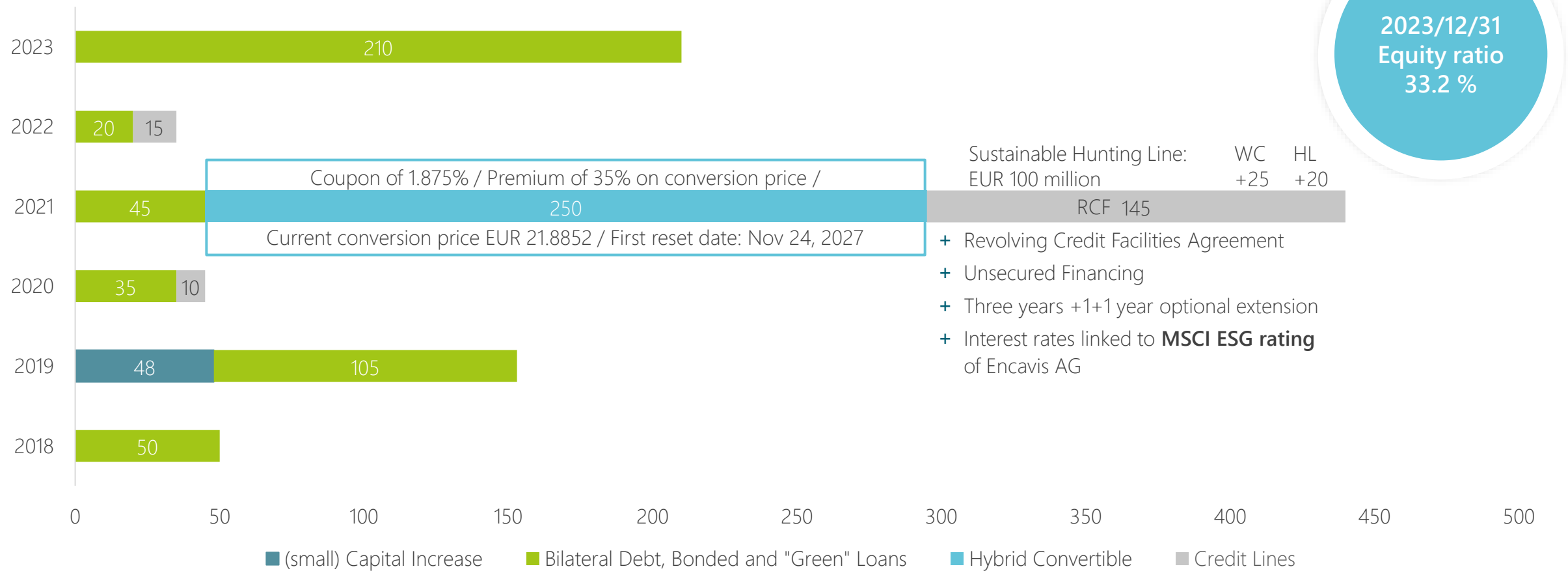


Investment grade issuer rating confirmed in July 2023 as well as the Outlook remains positive

- » Encavis received Investment Grade issuer rating by Scope Ratings (BBB-) initiated in 2019
- » Rating reflects Encavis' risk-adjusted business model, regional diversification as well as the high proportion of non-recourse financing
- » Strong creditworthiness revealed
- » Positive impact on financing conditions realised



Securing growth capital with latest placement of a Green Bonded Loan (SSD) of EUR 210 million in 2023



Guidance FY 2024e

ENCAVIS remains on its solid mid-term growth path due to its "Accelerated Growth Strategy 2027" despite the current uncertain market environment.

Guidance 2024e is dominated by significantly lower power prices again and lower margins of Stern Energy at PV Services.

Assumptions for the Guidance 2024

Guidance based
as every year
on standard weather
assumptions

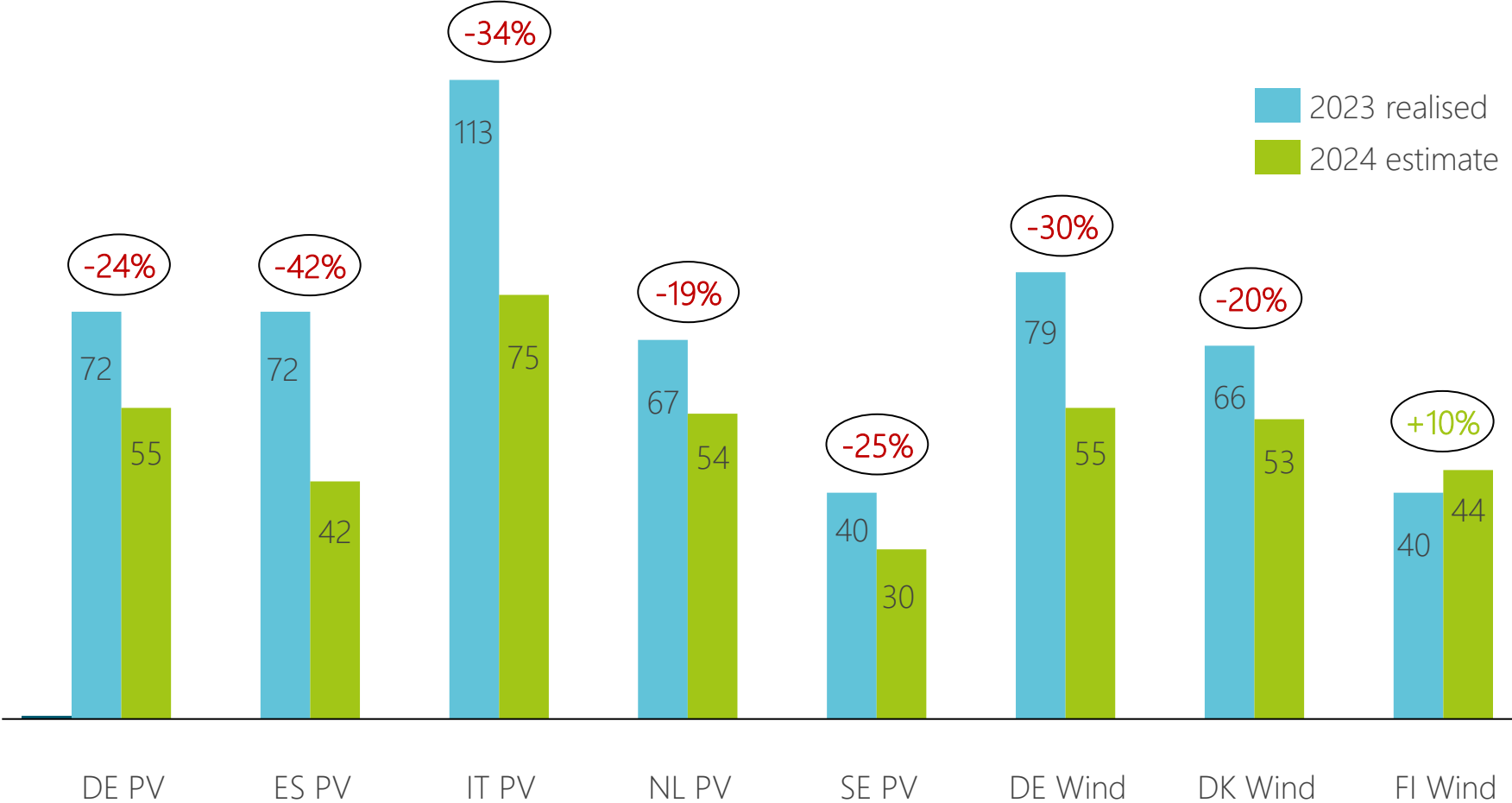
Current
interest rate level
unchanged

No further revenue skimming

Power price curve:
Valuation date as of
10th March 2024

Expected development of electricity price levels 2024 versus 2023

- Chart shows average day-ahead capture market prices for different technologies (w/o consideration of price cap regimes, subsidies, PPAs . . .)
- These prices are relevant for the valuation of open positions, additional short-term hedges as well as higher payment opportunities exceeding German and Dutch FiT



2023 – Jan 2024: Data from ENTSO-E
Feb – Dec 2024: Expectations according to Forward Prices

Guidance dominated by significantly lower power prices and full-year effect of Stern Energy at PV Services with lower margin

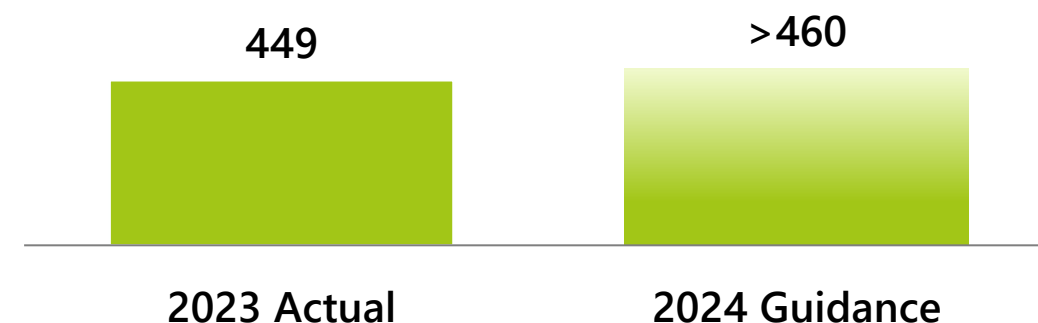
Operating figures (in EUR million)	FY 2021	FY 2022	Prelim. FY 2023	Guidance FY 2024e	Change Guidance / Prelim. FY 2023	Change Guidance / Prelim. FY 2023 in %
Revenue	332.7	487.3 / 462.5	460.6 / 449.1	> 460	... / + 10.9	+ 2 %
Operating EBITDA	256.4	350.0	319.2	> 300	- 19.2	- 6 %
Operating EBIT	149.1	198.3	194.3	> 175	- 19.3	- 10 %
Operating Cash Flow	251.9	327.2	234.9	> 260	+ 25.1	+ 11 %
Operating CFPS in EUR	1.74	2.04	1.46	1.62	+ 0.16	+ 10 %
Energy production in GWh	2,754	3,133	3,354			

- » Guidance based as every year on standard weather assumptions
- » Around 91% of guided revenue are fixed/hedged already

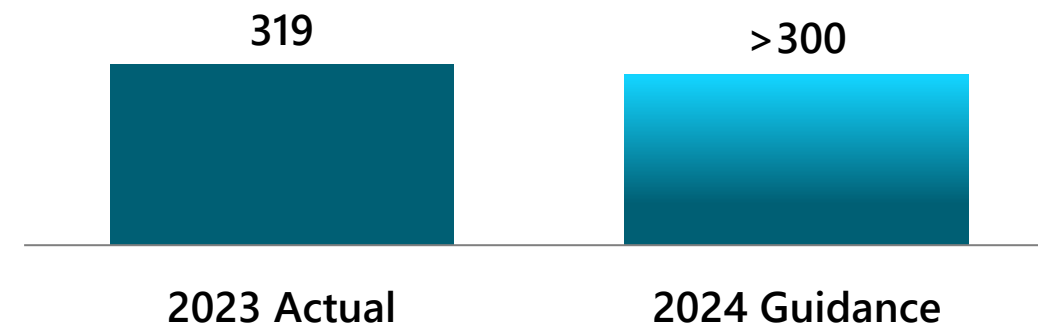
Guidance 2024e

- » Guidance 2024¹ is based on the existing portfolio, the recent significant drop in electricity prices in the markets and in anticipation of standard weather conditions:
- » Net Operating Revenue: > EUR 460 million (+2% vs. 2023)
- » Operating EBITDA: > EUR 300 million (-6% vs. 2023)
- » Operating EBIT: > EUR 175 million (-10% vs. 2023)
- » Operating Cash Flow: > EUR 260 million (+11% vs. 2023)
- » Impact from price headwinds offset through growth in the service segments and capacity additions. However, resulting EBITDA margin is lower at Group level, due to the lower margin of service segments and increased costs from capacity additions. The margins of the wind and solar segments remain in excess of 75%.
- » ENCAVIS remains on its solid mid-term growth path due to its "Accelerated Growth Strategy 2027" despite the current uncertain market environment.

Net Operating Revenue (EUR million)

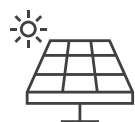


Operating EBITDA (EUR million)



¹Guidance 2024 does not include any costs related to the project of this investment agreement with KKR, Viessmann and ABACON CAPITAL.

Segment Guidance 2024e



Solar parks

Guidance
2024e




Wind farms

Guidance
2024e



PV Services

Guidance
2024e



Asset Management

Guidance
2024e



HQ/Consolidation

Guidance
2024e

Operating P&L (in EUR million)

	FY 2023	Guidance 2024e	FY 2023	Guidance 2024e	FY 2023	Guidance 2024e	FY 2023	Guidance 2024e	FY 2023	Guidance 2024e
Net Revenue	288.6	270	98.9	105	55.0	70	28.9	26	- 22.3	- 11
Operating EBITDA	221.7	210	86.0	80	6.1	8	14.8	11.5	- 9.4	- 9.5
Operating EBITDA margin	77 %	78 %	87 %	76 %	11 %	11 %	51 %	44%	-	-
Operating EBIT	133.6	124	55.8	43	5.1	7	10.0	11	- 10.2	- 10
Operating EBIT margin	46 %	46 %	56 %	41 %	9 %	10 %	35 %	42%	-	-

(Operating expenses distributed among Business Segments)

Uplifted Accelerated Growth Strategy 2027

Direct demand for green electricity from industrial customers is increasing. Commercial property owners and other investor groups are more and more looking for green investments. In the future, Encavis will increasingly address the needs of these market participants when expanding its portfolio, thus, making an even stronger contribution to the realisation of the energy transition.



Why

are we talking today about a further development of the Strategy?

Climate Change

is a fact.

So we need to speed up!


We are one of Europe’s most successful Independent Power Producers


We are proud of our profitable company development and the high rating in the industry comparison!



Tenfold Increase

in market capitalisation since 2014:
One of the **biggest success stories** on the
European stock market





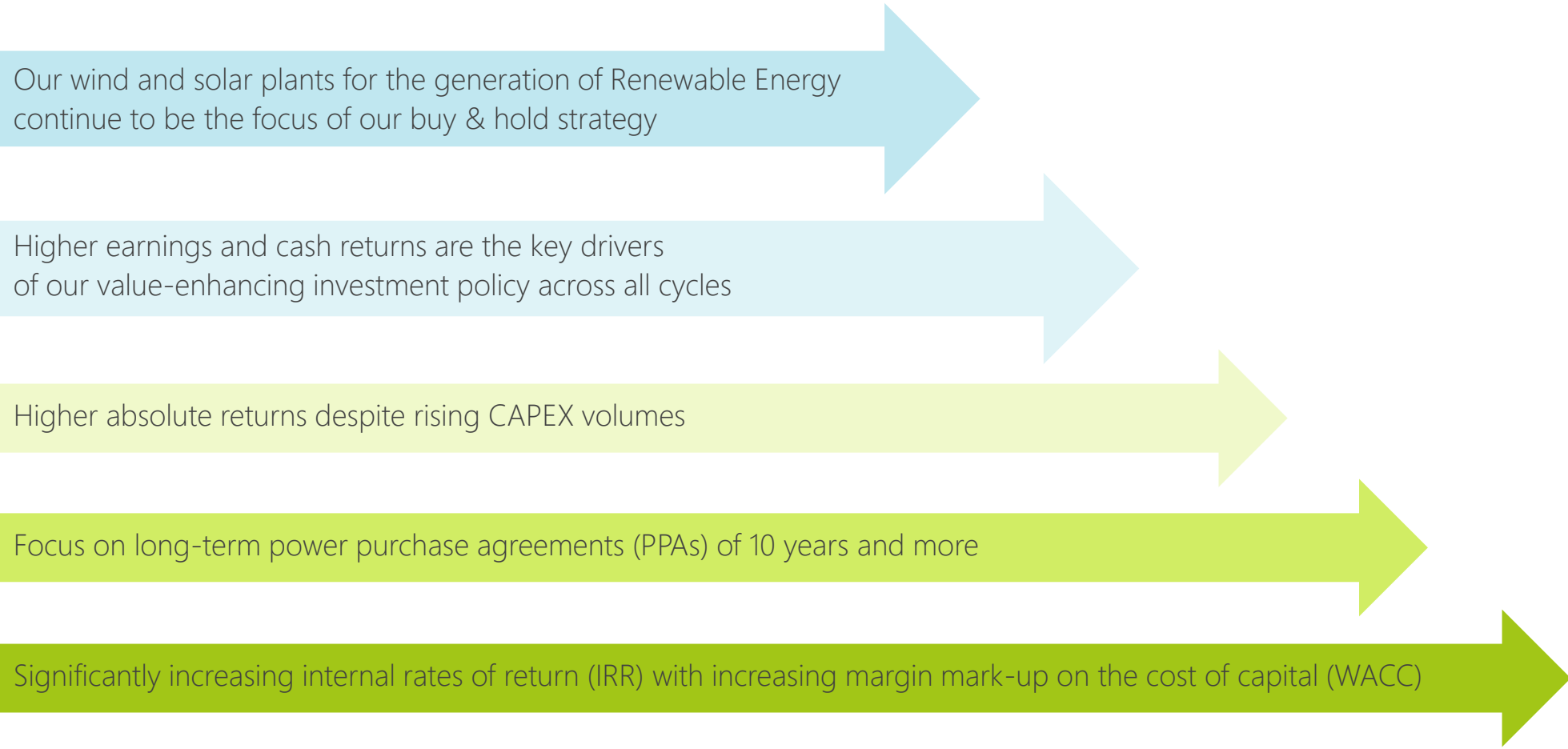


Many companies want
the Energy Transition, we have the Solutions!





We continue to stand by our disciplined and selective investment criteria and deliver higher income and returns across all cycles




Our wind and solar plants for the generation of Renewable Energy continue to be the focus of our buy & hold strategy

Higher earnings and cash returns are the key drivers of our value-enhancing investment policy across all cycles

Higher absolute returns despite rising CAPEX volumes

Focus on long-term power purchase agreements (PPAs) of 10 years and more

Significantly increasing internal rates of return (IRR) with increasing margin mark-up on the cost of capital (WACC)



What
will we do in the future?

In our investment projects, we additionally
take into account the needs of our

Clients

Radically changing markets present us with new challenges - with great new opportunities emerging for us by broadening the focus on consumption

Past

Large producers with great market power



Centralised systems with a clear hierarchy



Clear division of the roles of the market participants



Standard products without room for design



Electricity mix with a high proportion of grey electricity

Thinking and acting in terms of national borders

Energy flows exclusively in one direction

Consumers as pure electricity collectors



Green power in the energy mix was insignificant and could only be realised through subsidies

Future

Many small power plants and market participants



Decentralised systems without hierarchy



Profiles are becoming increasingly blurred



Variety of optionalities for energy supply



Generation of almost 100% with green electricity

Cross-border networking




Energy flows increasingly bidirectional

Consumers become prosumers



Green power is a commodity - focus on management of generation and consumption

We supply companies with more than just energy to realise the Energy Transition – That's why we are taking a look at further client groups

	Companies with high energy demand	Real estate investors	Institutional Investors	Equity partners
				
Demand	Individual, holistic energy concepts adapted to local conditions	Participation in the energy transition without losing trade tax privileges	Capital investment in RE plants with optimised design in terms of risk/return ratio and regulation	Realisation of direct investments without building up know-how and employees
Solution	Structuring individual solutions with elements from the entire group and the partner network	Comprehensive installation and operating concept including integration of the respective facility manager	Regulatory optimised product offering including comprehensive reporting solutions	Opening up the balance sheet and access to know-how in return for market-based remuneration

We remain in Europe and manage our investment process according to the needs of our clients

- » In order to be able to act in a client-oriented manner, we will focus on five core markets in the future. These offer the most convincing combination of client potential, asset base and favourable political environment.
- » We concentrate our investments in the core markets in order to be able to address as many clients as possible in these markets with a large asset base.
- » We remain opportunistically active in our other five markets and are not entering any new markets for the time being.
- » Investments in ground-mounted PV and onshore wind energy plants remain our main business, with rooftop systems and storage solutions forming a country-specific complement

1


Core markets with a comprehensive range of solutions

- » Germany 
- » Italy 
- » Spain 
- » Netherlands 
- » Denmark 



2

Expanded core markets with limited solution offerings

- » Great Britain 
- » Sweden 
- » Finland 



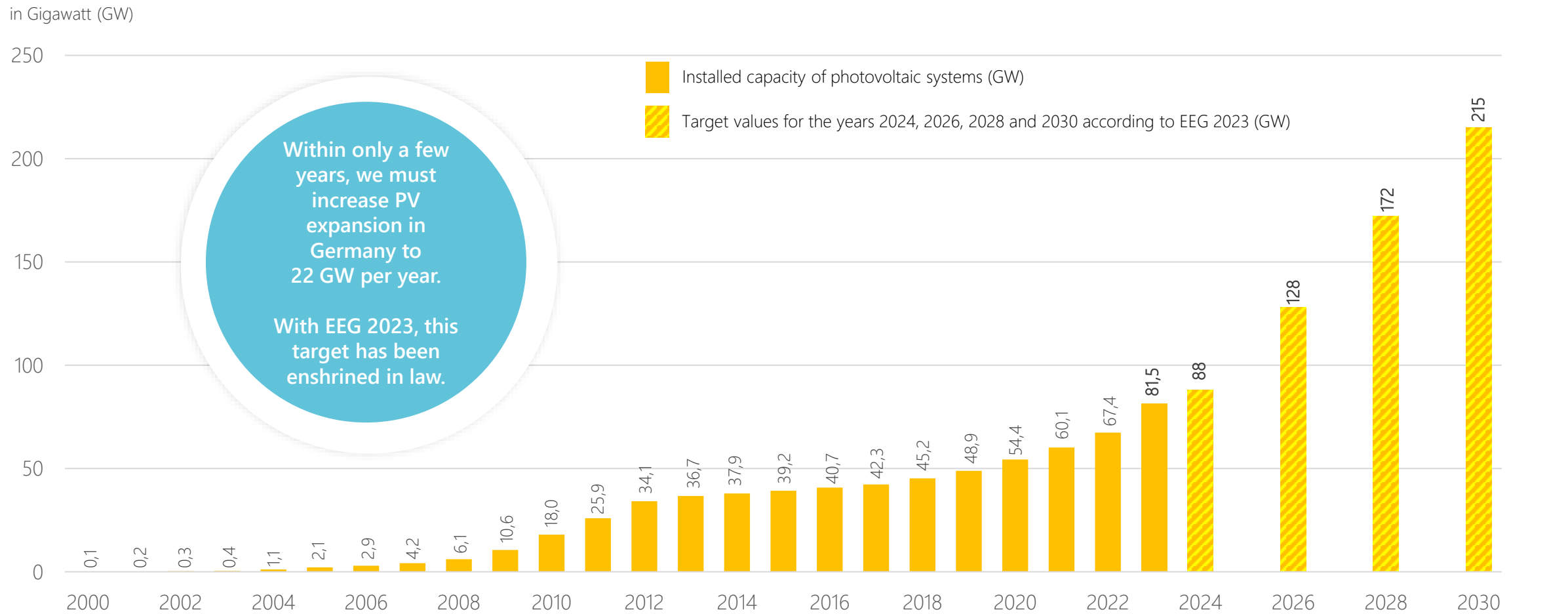
3

Opportunistic growth approach with focus on single assets

- » France 
- » Lithuania 



Development of the installed capacity of photovoltaic systems in Germany and targets of the German government under the Renewable Energies Act until 2030

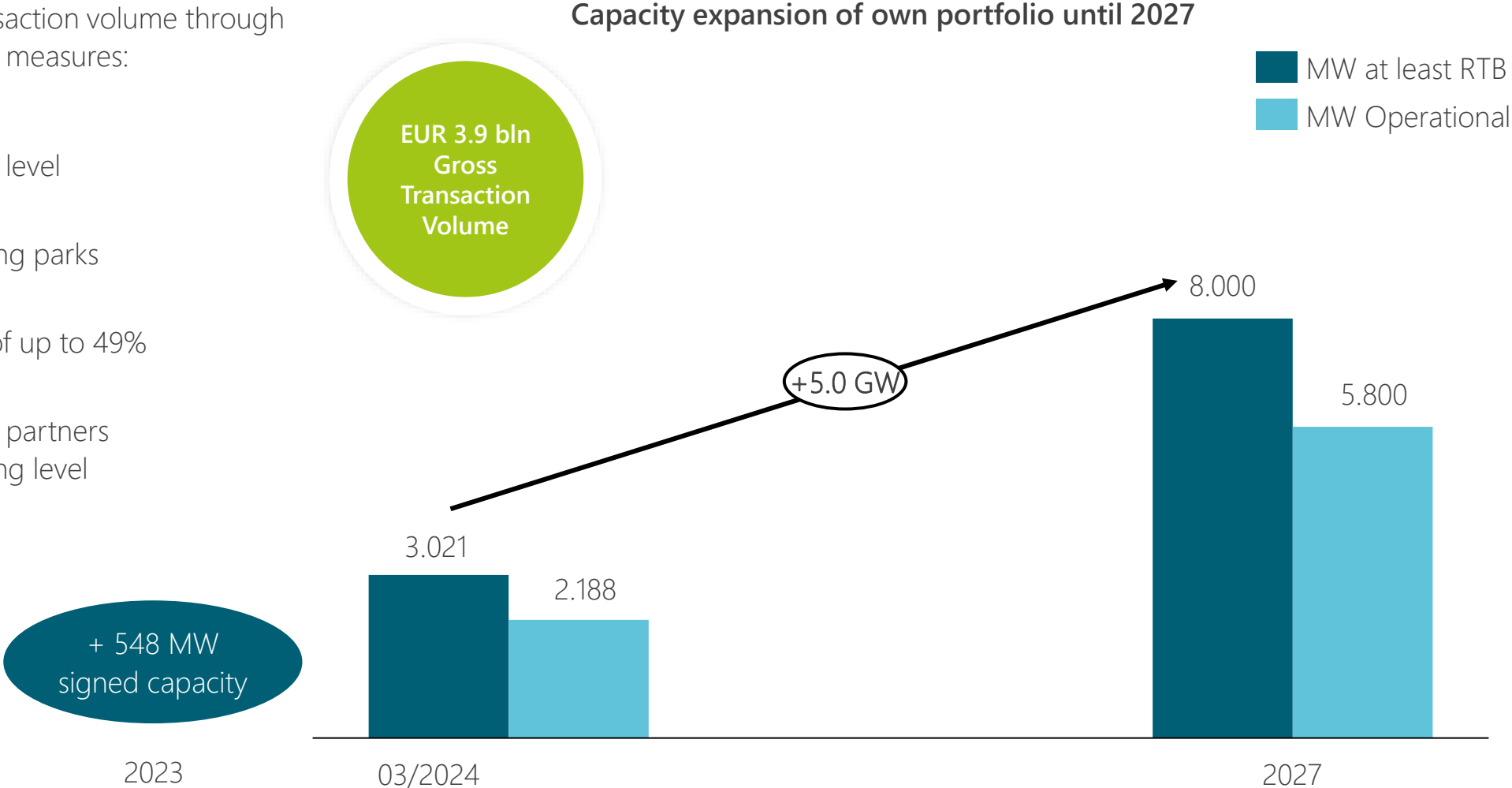


Sources:
1) Arbeitsgruppe Erneuerbare-Energien-Statistik (AGEE-Stat). Stand: Februar 2023
2) Fraunhofer ISE: Aktuelle Fakten zur Photovoltaik in Deutschland. Stand: Januar 2024

Our strategy aims to triple our connected capacity by 2027

» We finance the gross transaction volume through a combination of different measures:

- 1 Borrowing at holding level
- 2 Re-financing of existing parks
- 3 Minority share sales of up to 49%
- 4 Financing with equity partners on park or sub-holding level

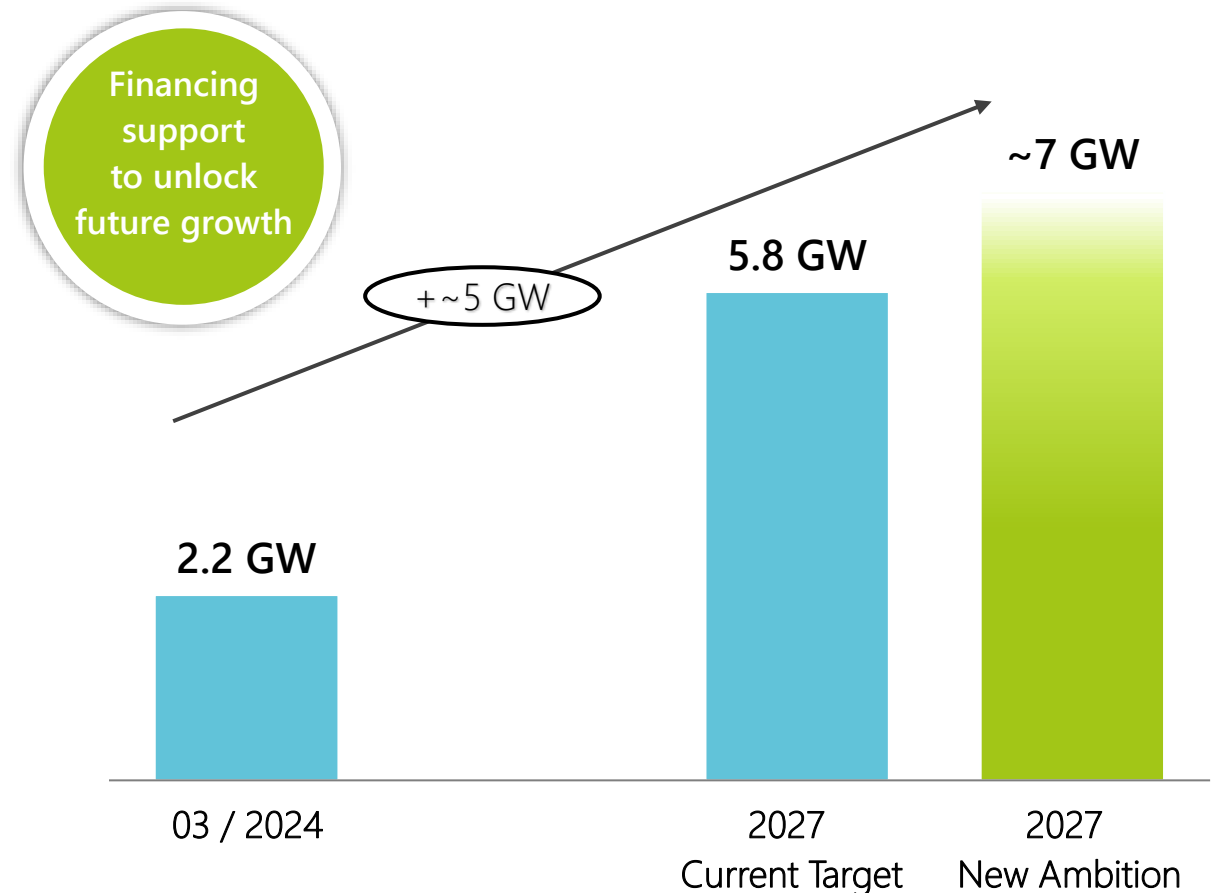


ENCAVIS' benefits of the contemplated transaction with KKR & Viessmann

Summary benefits

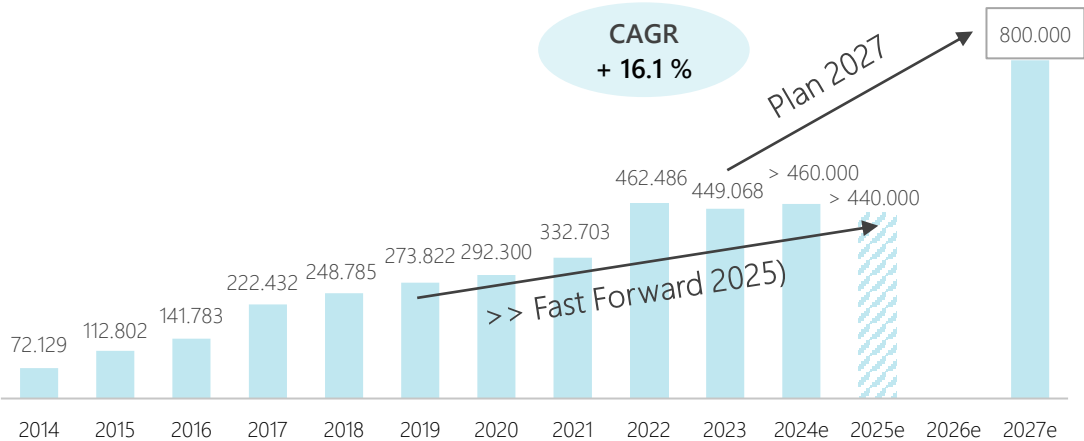
- » Strategic partnership with KKR & Viessmann allows ENCAVIS to accelerate growth in all segments:
 - › Ambition of 7 GW of installed capacity by year-end 2027
 - › Above current target of 5.8 GW
 - › Commitment of KKR for continued growth thereafter.
- » Removing funding constraints of a public ownership model and benefitting from KKR's support will strengthen ENCAVIS in fulfilling its growth aspirations.
- » ENCAVIS' positioning will further be strengthened by significant commitments for investments in fast-track technology diversification to further accelerate growth.

Installed operational capacity expansion until year-end 2027

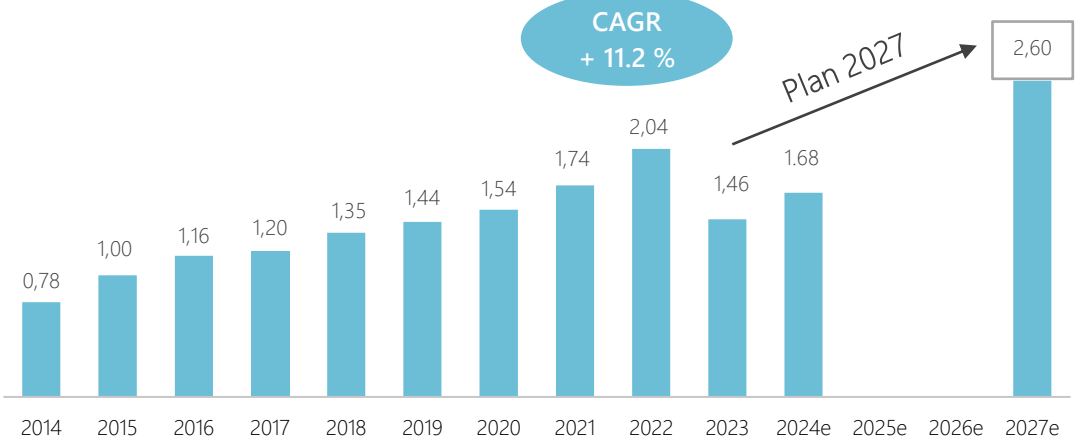


Accelerate growth - Right now!

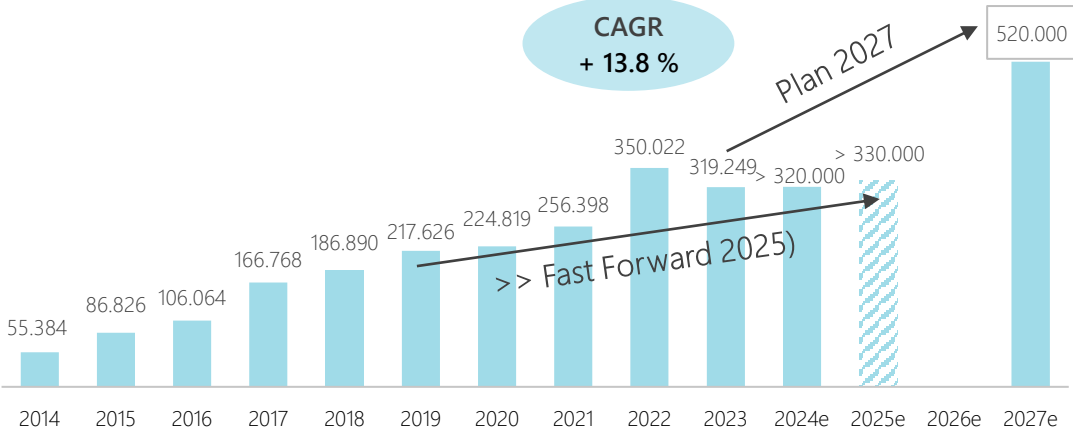
Revenue (in EUR '000)



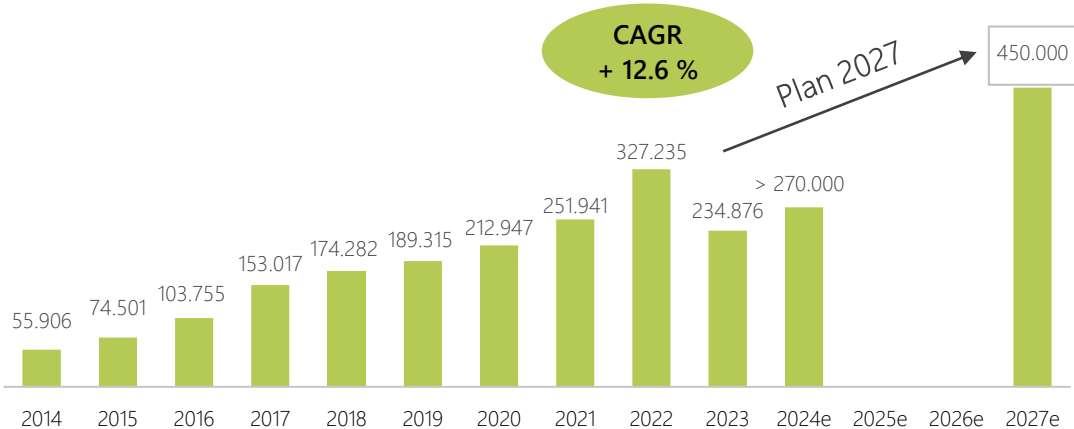
Operating CFPS (in EUR)



Operating EBITDA (in EUR '000)



Operating Cashflow (in EUR '000)



Financing of the new Accelerated Growth Strategy 2027

The planned **investment volume of 3.9 billion euros** covers the purchase of the project rights of the **cumulative 5.2 GW** as well as the **construction of 3.7 GW** of these generation capacities

60% of this volume is to be covered by **non-recourse project financing: 2.4 billion euros**

The **share of own resources** for the financing is thus **1.5 billion euros**

Of this, **0.2 billion euros** will be provided **by minority shareholders at park level**

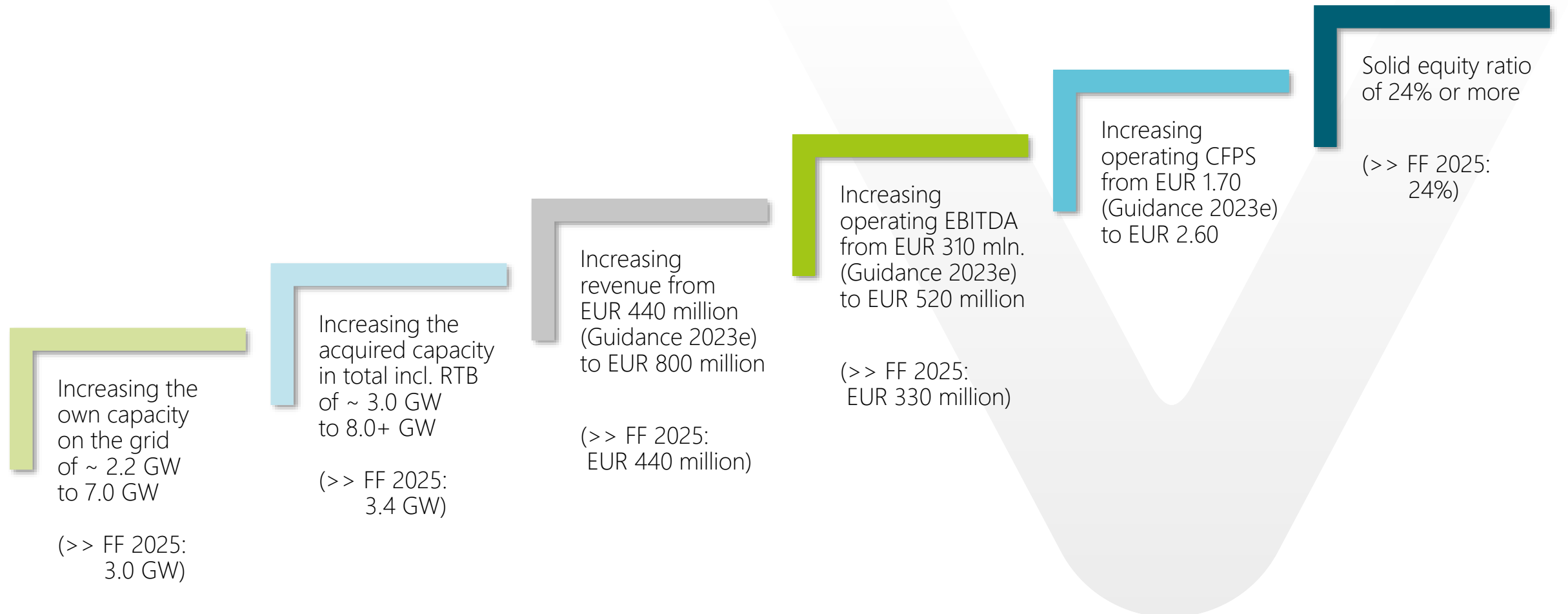
The remaining **1.3 billion euros** will be financed over the course of the five planning years, i.e., **around 260 million euros per year**

The Group relieves the balance sheet in the planning period through repayments of **150 million euros p.a. at the SPV level**

At the same time, the **Group's equity will be strengthened** by releasing the currently very high hedge reserves

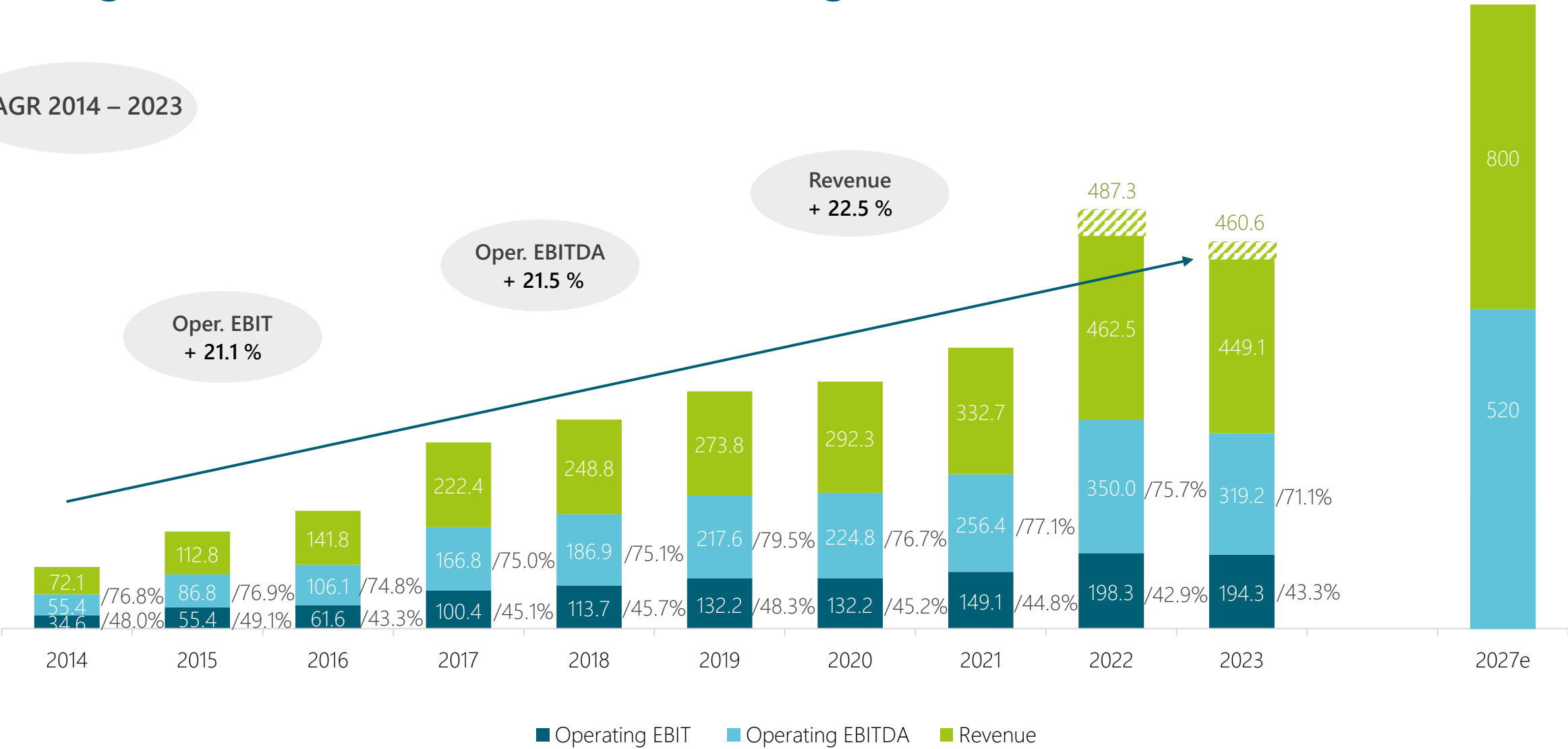
Despite the increased indebtedness the Group maintains the **equity target ratio of >24%**

Encavis Accelerated Growth Strategy 2027 (incl. KKR uplift)

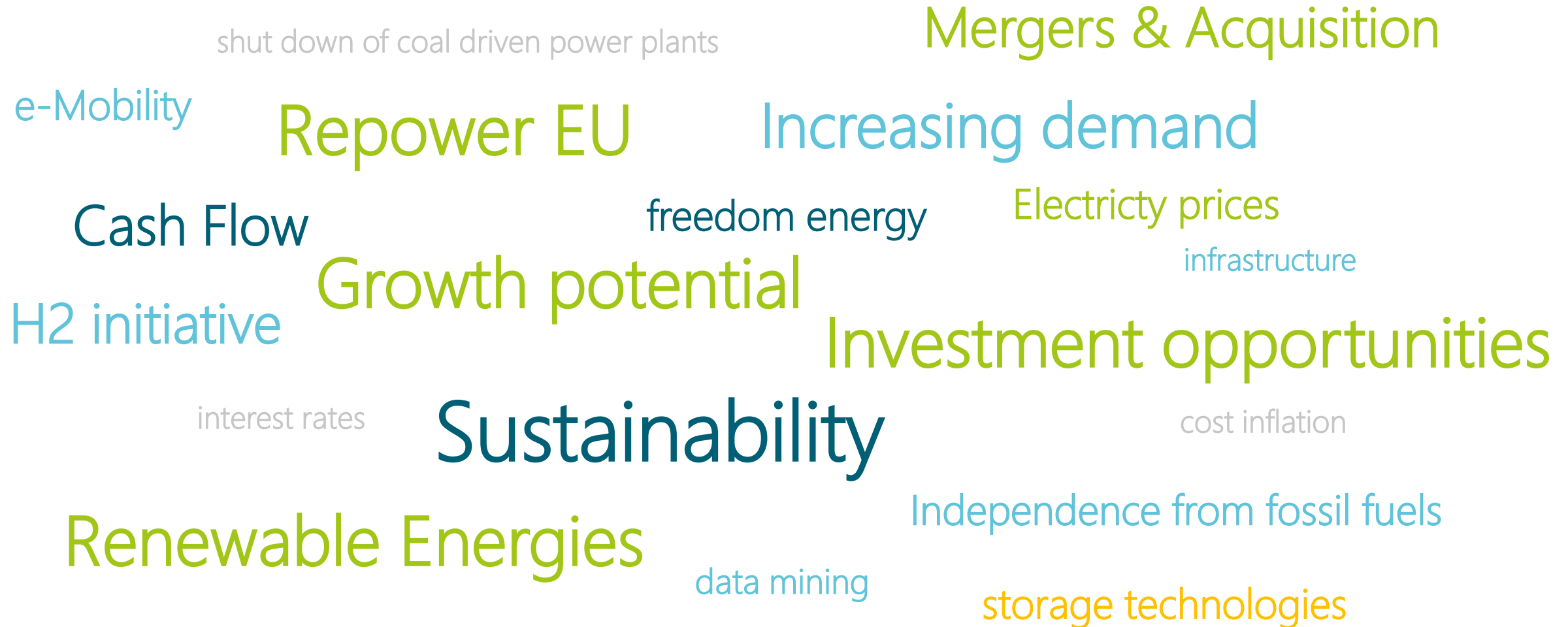


Earnings increase with almost constant margins

CAGR 2014 – 2023




Impact factors on future dividend policy




ENCAVIS

USP of Encavis' business model



The four pillars of our business



Acquisition and operation of
ground mounted PV parks



Acquisition and operation of
onshore wind parks



Customised portfolios
or fund solutions with an
all-round service for
institutional investors
in Renewable Energies
(Encavis Asset Management)




Technical operation and
maintenance of PV parks
by our technical service unit
(Encavis PV Services /
Stern Energy)



Focus on the risk management of investments in Renewable Energies

Remote controlled and risk reduced operating business of generating energy from Renewable Resources



Remote controlled operation of ground mounted PV and onshore wind parks
NO risk at business as usual /
The sun is shining –
The wind is blowing



Secured revenue based on Feed-in-Tariffs for remaining 12 years (on average) and Power Purchase Agreements (PPAs) for 9 years



Secured liquidity for the whole cash planning (covering the next 18 months) and IT-based payment system TIS in use




Macro hedges in all parks limit currency exposure down to dividend payments.
Currency exposure is limited to Danish Crown (DKK) and British Pound (GBP).
While DKK is very stable, the GBP is hedged already by the operating business → NO currency risk



Technical maintenance of PV parks by our technical service unit (EPVS / Stern Energy) was affected to a minor extend of a few weeks delayed services


We manage more than 310 renewable energy plants with an installed capacity of more than 3.5 GW

229



Solar parks (~2.3 GW)

89



Wind farms (>1.2 GW)



Encavis AG enlarged the European portfolio to 12 countries

Wind parks	... under construction	Own Assets (net/gross)	... under construction	Asset Management
Finland		51 / 51 MW		0 / 49 MW
Lithuania		69 / 69 MW		-
Denmark		129 / 131 MW		-
Ireland		-	28 MW	0 / 24 MW
UK		-		0 / 8 MW
Germany	50 MW	189 / 237 MW		0 / 489 MW
Austria		-		0 / 17 MW
France		36 / 36 MW	58 MW	0 / 151 MW
Italy		5 / 6 MW		-
Total	50 MW	479 / 530 MW	86 MW	0 / 738 MW



Wind farms

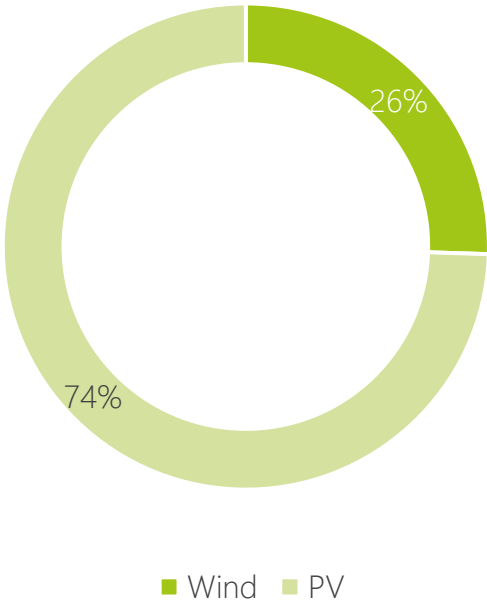
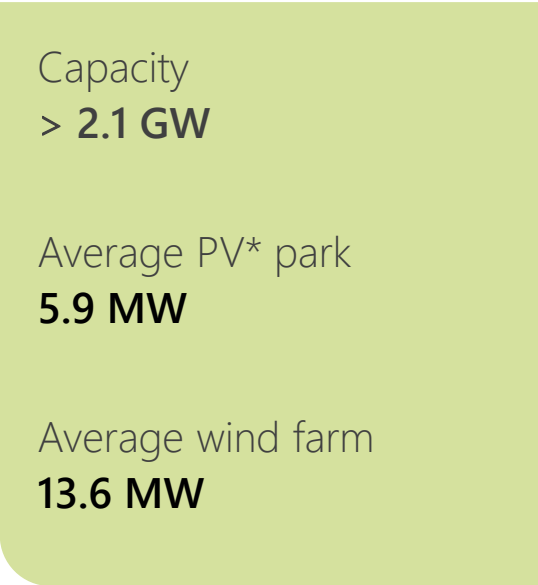
Ownership in solar parks of > 99.5 per cent on average

Solar parks	... under construction	Own Assets (net/gross)	... under construction	Asset Management
Sweden	14 MW	4 / 5 MW		-
Denmark	272 MW	117 / 117 MW		-
UK	26 MW	127 / 127 MW		-
The NL		226 / 228 MW		0 / 266 MW
Germany	114 MW	294 / 298 MW	260 MW	0 / 183 MW
France		194 / 194 MW		0 / 139 MW
Italy	123 MW	160 / 161 MW		0 / 2 MW
Spain	222 MW	500 / 500 MW		0 / 56 MW
Total Solar	771 MW	1,622 / 1,630 MW	260 MW	0 / 646 MW
Total Wind	50 MW	479 / 530 MW	86 MW	0 / 738 MW
Total Battery	12 MW			
Group	833 MW	2,101 / 2,160 MW	346 MW	0/1,384 MW
Group total	(833 MW under construction + 346 MW)			3,544 MW

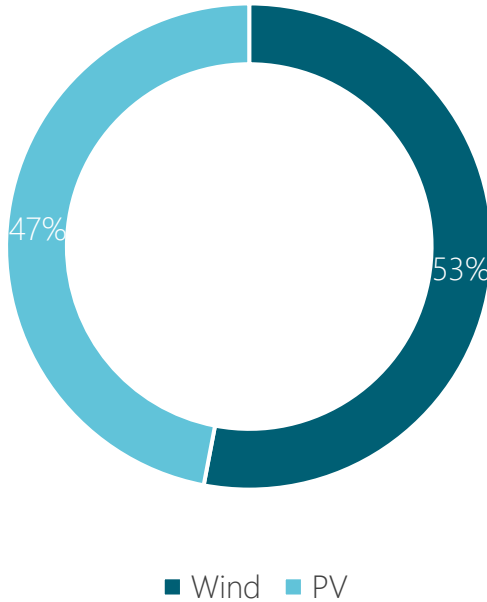
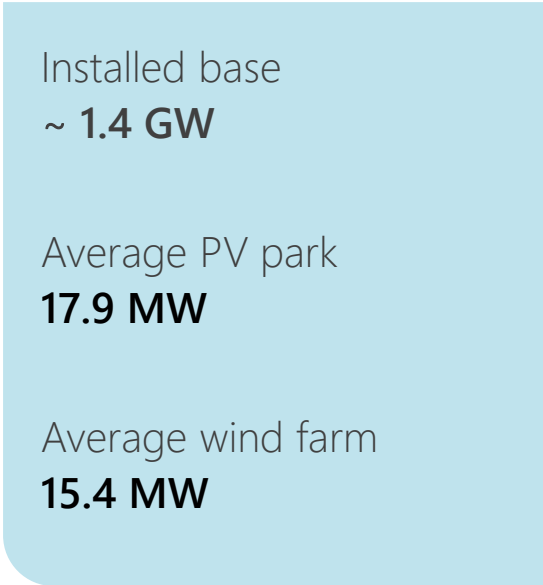


Encavis Portfolio: PV accounts for >75% of the Encavis Portfolio

Encavis Portfolio by technology



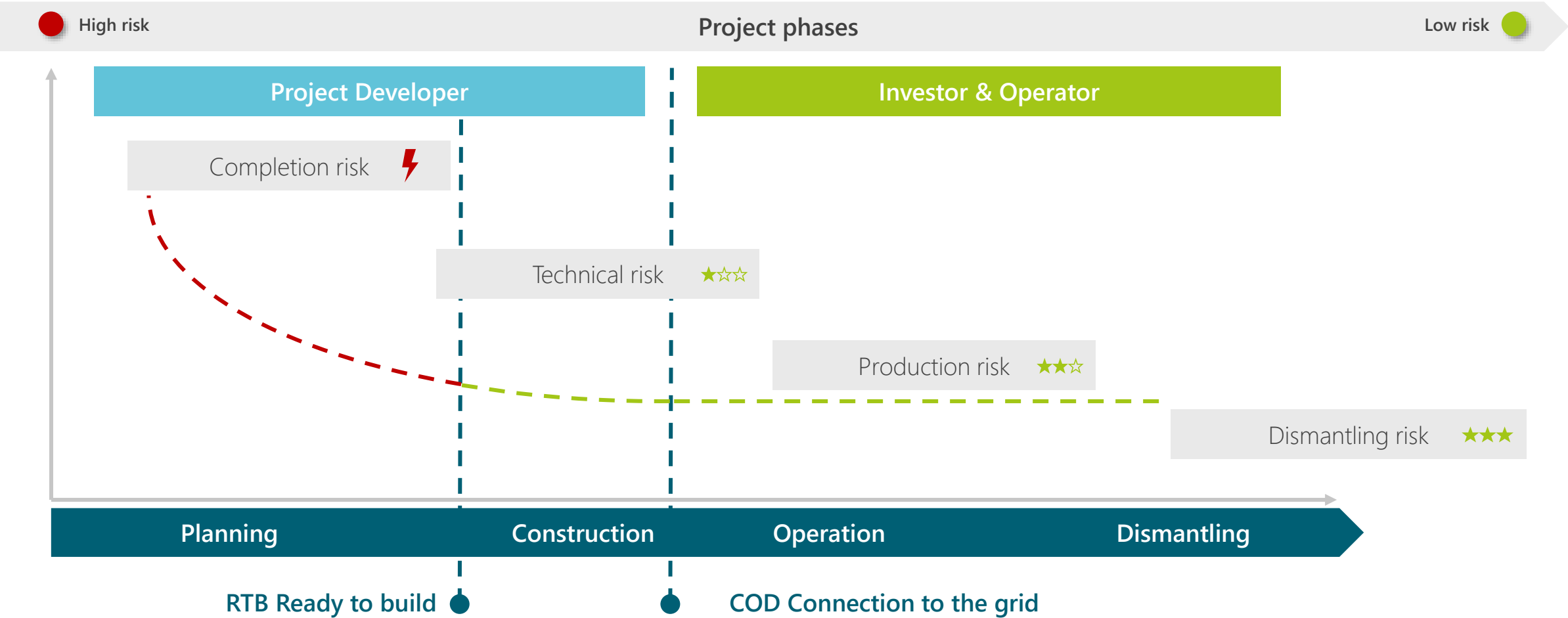
Asset Management Portfolio by technology



» 229 solar parks and 89 wind farms in 12 European countries are connected to the grid: total capacity > 3.5 GW
Most of the Renewable Energy Portfolio of Encavis is based on a FIT and PPA: ~ 12 years remaining FIT maturity
~ 9 years remaining PPA maturity

* excl. Spain

Project development outsourced to benefit from the low-risk structure of the investment over time (wind & solar)

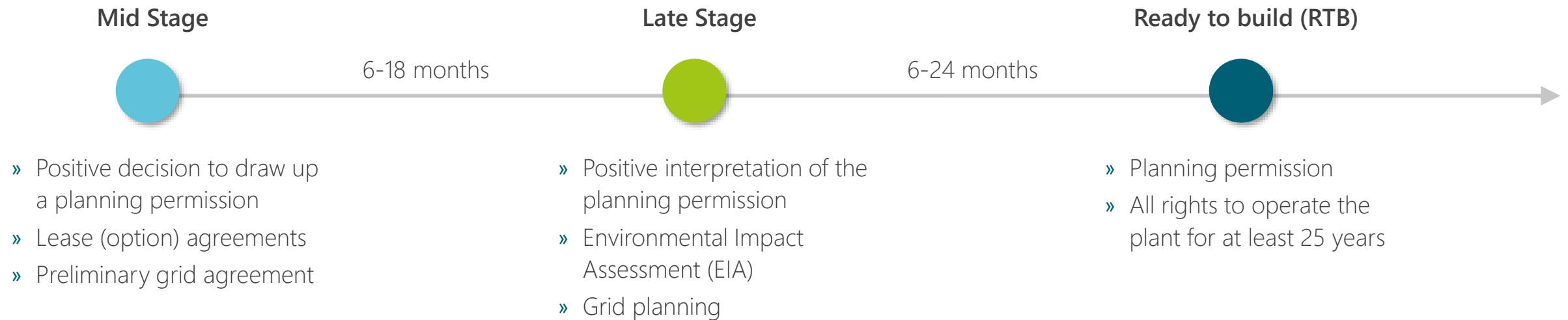


USP of Strategic Development Partnerships (SDP) finally results in: “Cherry picking from the cake of exclusivity” of a pipeline volume of ~ 3.2 GW PV

- » Encavis has currently 14 Strategic Development Partners across Europe, further ones are being onboarded
- » Regional diversity and local connectivity throughout Europe especially in rural areas is a prerequisite of successful development processes
- » Standardisation of processes reduces transaction costs
- » The Development Partners develop the projects for Encavis at a pre-agreed return (IRR)
- » Projects failing to reach RTB within a defined time frame are replaced by the SDPs

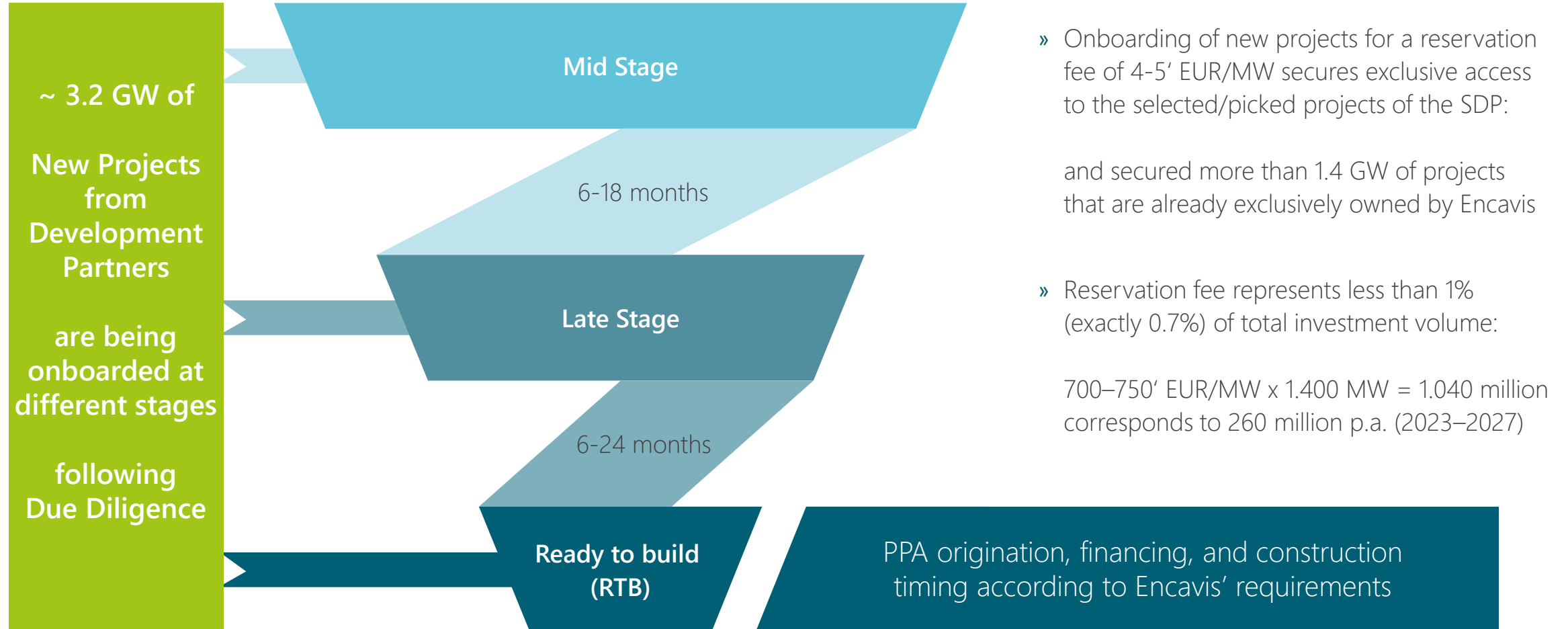


Differentiation of project stages within the development pipelines



» ~ 3.2 gigawatts (GW) of
New Projects from Development Partners are being onboarded at different stages following Due Diligence

Financing Structure of Encavis' Strategic Development Partnerships



Currently 14 Strategic Development Partnerships / SDPs with 3.2 GW focus on 6 Western European Countries

Ready to Build (RTB)

(~0.8 GW+ / projects started already)

Late Stage

(~0.8 GW+ / 80% probability / to be realised in 2024 to 2025)

Mid Stage

(~0.6 GW+ / 60% probability / to be realised in 2026ff)

Mid & Late Stage across are already 32 projects onboarded

Early Stage

(~1.0 GW+ / 40% probability / to be realised in 2027ff)

RTB

Late Stage

Mid Stage

Early Stage



Some singular projects of the iceberg are expected to melt (these projects may fail)


Further SDPs are selectively being onboarded on a continuous basis

Segment Services / Stern Energy – Operational and Technical Management of our parks

Company profile



Specialised in technical operation of PV parks since 2008



Broad technology experience:
Crystalline/thin-film modules
Central and string inverters
Different monitoring systems

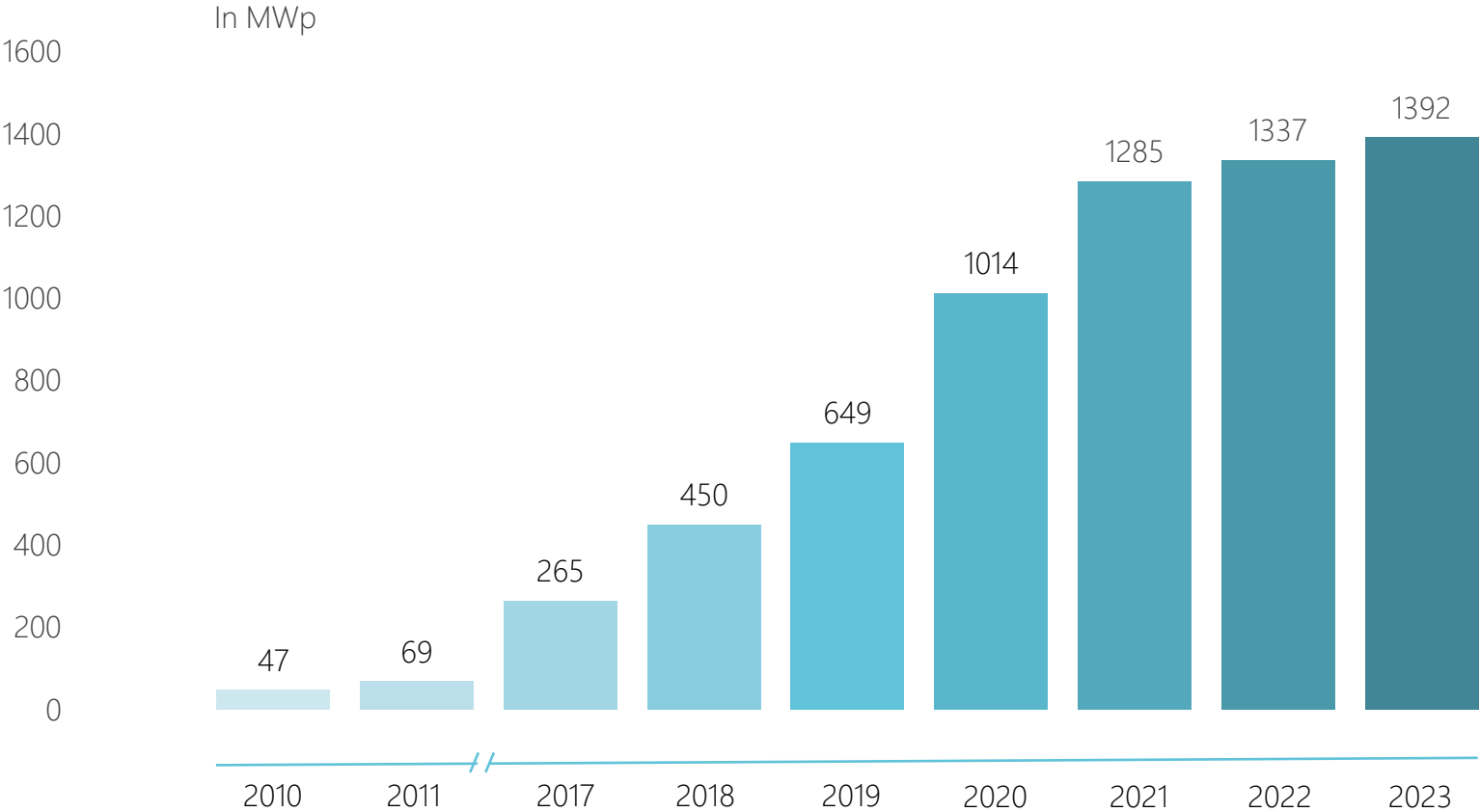


Services are provided locally by project-experienced engineers, technicians and mechanics



Company is accepted by financing banks

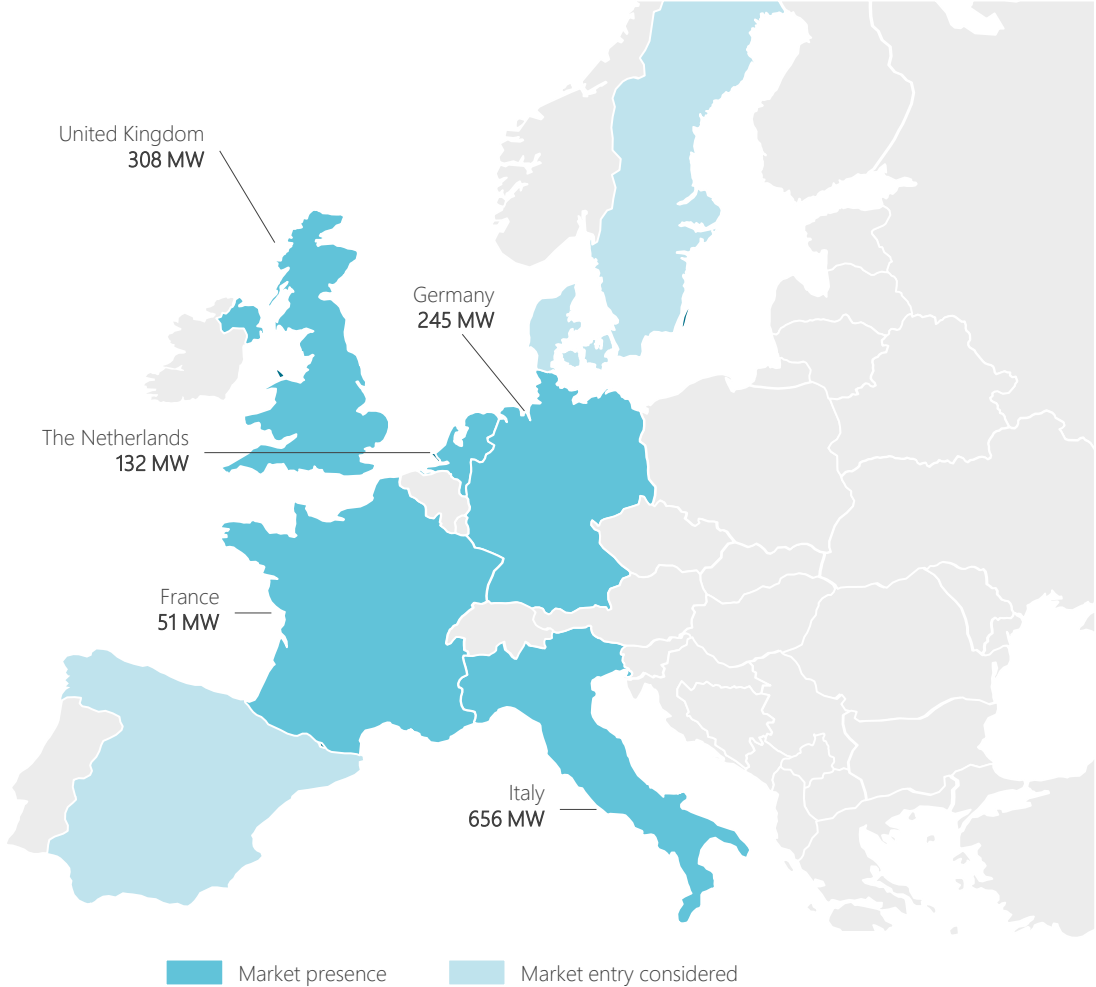
Generation capacity managed by EPVS / Stern Energy



Stern Energy serves currently 520 renewable energy plants with an installed capacity of around 1.4 GW

Revenue composition (in EUR million)	FY 2020	FY 2021	FY 2022	FY 2023e
Revenue (excl. PV parks)	18.9	22.3	29.8	45.0
Operation & Maintenance (O&M)	9.4	11.2	14.1	16.9
Revamping and Repowering	8.8	10.1	13.4	21.9
Rooftop (C&I)	-	-	1.6	5.3
Services (AM, Development, etc.)	0.7	0.9	0.7	0.9

» Revenue growth driven by the three main business segments



Encavis focuses on growth to skim Economies of Scale

Portfolio is actively managed by international and experienced team (examples)

Measures implemented	Status	
Negotiations with local authorities by Encavis workforce comprising native speakers from all countries, in which Encavis is active	Ongoing	✓
Replacement of debt service reserve accounts by debt service reserve facilities	Q4 2018 – ongoing	✓
Reducing financing costs via inhouse structured refinancing of existing loans placed in the financing market through competitive tender process	Q3 2019 – ongoing	✓
Generating additional cash by re-leveraging project financings via refinancing	Q1 2021 – ongoing	✓
Optimisation of insurance by auctioning all insurance contracts of Encavis parks in a European-wide process. Leading to an improved coverage and optimised terms, reduction of premiums and risk diversification within the portfolio.	2020 and 2024 again	✓
Optimisation of low-level operation contracts by clustering parks and engaging our own O&M company Stern Energy.	Q4 2022 – ongoing	✓
Digitalisation of the business – improving technical availability by remote control of the parks, implementing a digital backbone for data flow from the parks via accounting into IFRS statements	Ongoing	✓

Encavis is focused on growth to skim Economies of Scope



Constant monitoring of parks

- » Integration of all parks into our centralised 24h control room
- » Calculation of yield reports and simulations based on actual irradiation levels
- » Handling of failure reports 365 days a year
- » Management of fast response fault clearance actions



Onsite visits

- » Failure analysis and repair works directly on site are conducted by experienced and trained teams
- » Our service vehicles hold comprehensive stock of spare parts
- » For major repairs teams of the component manufacturers are requested (for instance defective power sections)



Constant improvement of parks

- » Regular screening of solar parks with GPS-navigated drones with thermo cameras to detect hotspots
- » Re-energisation of PV parks to stop degradation of modules
- » Investment into winglets to improve rotation of wind blades in our wind farms to improve energy production



Maintenance

- » Solar park maintenance by own experienced employees or supervision of trained subcontractors
- » Wind park maintenance usually done by turbine manufacturers / regular maintenance service supervised by onsite accompaniment of our own experienced employees

The „Golden End“ of ENCAVIS' power plants: Illustration of the different cash flows of a solar park (PV)

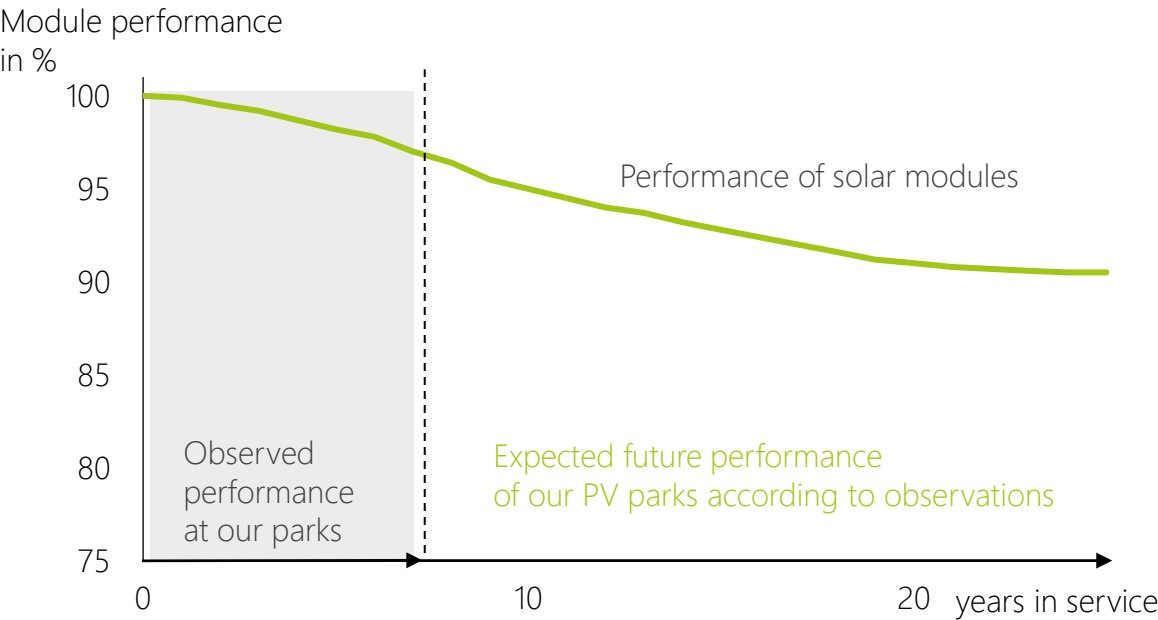
As the loan is paid-off during the price-fixing-period, parks are very profitable in the “Golden End”



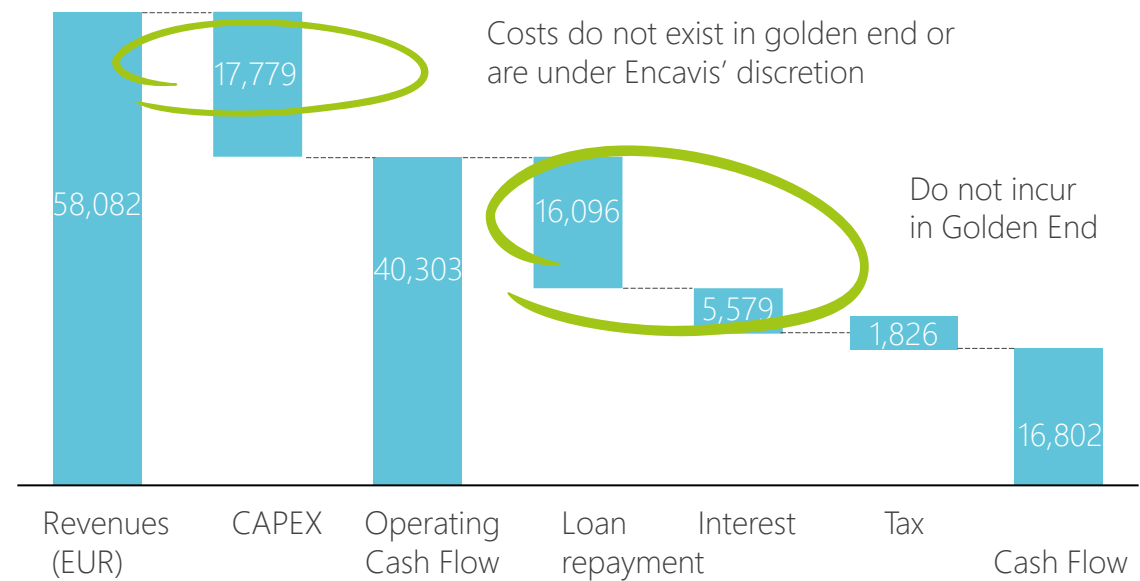
- Assumptions**
- Solar-park connected to the grid in 2010 with FIT for 20 years (t20)
 - Park was bought in Q2 2011, 2012 first full-year of operation (t2)
 - Non-recourse project financing will be serviced and paid-off by the park

„Golden End“-PV parks with high efficiencies and lowest marginal costs

Performance of PV-modules after 25 years



Example: Cash flow for one solar park



NREL: The long-term degradation of the studied modules after 25 years was 0.5% a year, with an efficiency of around 88% of the original panel performance. And: Short-term impact of extreme weather was minimal.*

* pv magazine USA referring to research data from the NREL (National Renewable Energy Laboratory in the U.S.A.): December 14, 2020 / Eric Wesoff and January 29, 2024 / Patrick Jowett

Mature module technology leads to very long lifetime assumptions of solar parks

As the technology has proven to be mature, investors are increasingly extending their valuation period (up to 50 years) and land lease agreements are currently being renegotiated or extended to allow a longer operation of the plants.

30 years can be taken for granted (reliability research is currently targeting 50-year lifetimes): Performance warranties of 30 years for new modules is currently a "de facto" industry standard as confirmed by the extracts from official data sheets on the following page.

30 years + can be assumed due to following reasons:*

Consistently dropping technology costs will allow operators to either . . .

- + Ongoing optimisations of the portfolio at very low replacement costs or
- + Increase the power of the plants once the subsidy schemes are faded out

There is also an increasing portion of already acquired land as well as strategic ambitions to acquire the land on which solar plants are operating or are being developed.

Encavis' land leases/acquisitions allow long useful life / Extension . . .

. . . to 30 years in 45 % of Portfolio (PF) in NL

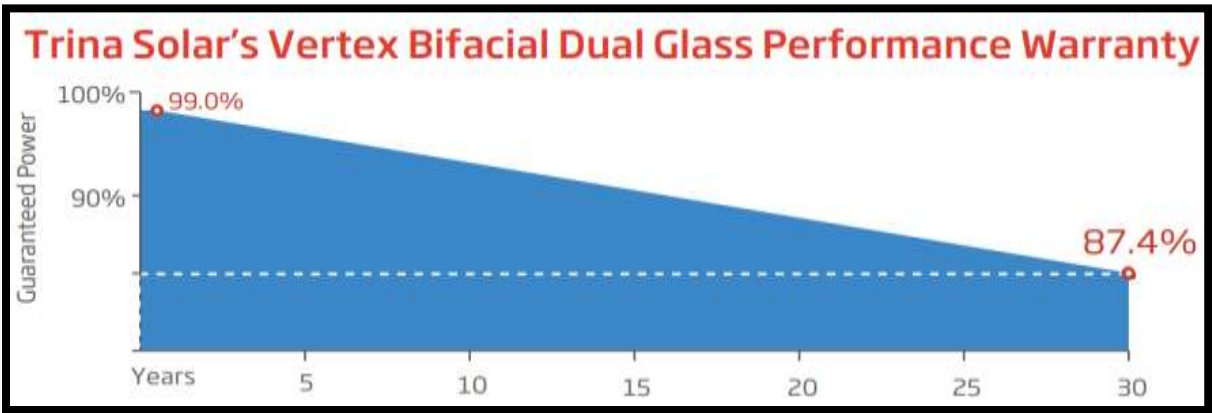
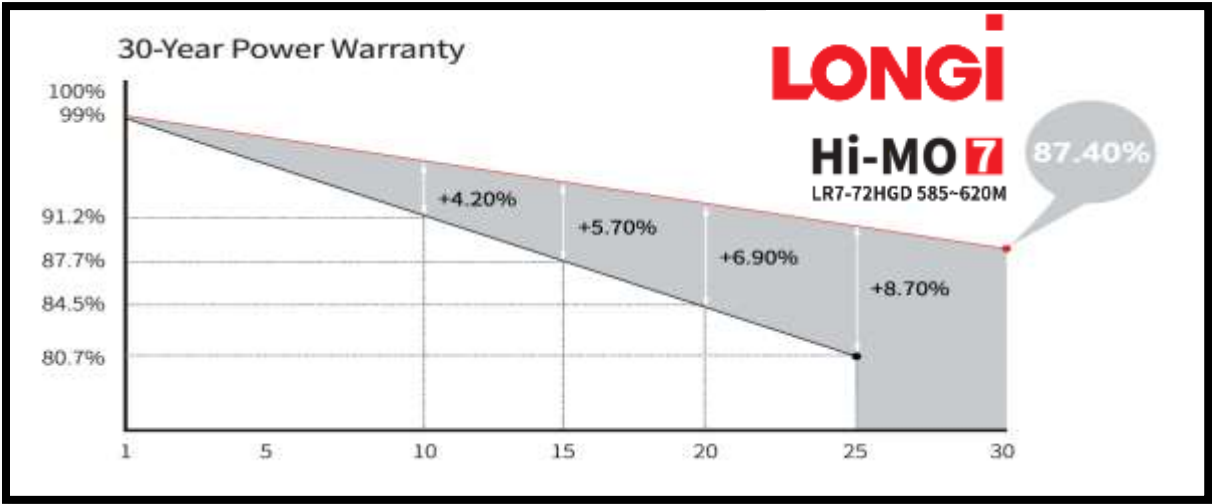
. . . to 30 years or longer in > 60 % of PF in FRA / in 50 % of PF in IT / in 30 % of PF in UK

. . . up to 2050 plus unlimited number of extensions of 5-year-periods in ES / an evergreen contract

*<https://www.nrel.gov/news/features/2022/aging-gracefully-how-nrel-is-extending-the-lifetime-of-solar-modules.html>

PV module warranties of 30 years are current standard

Maximum PV modules' power output is constantly improving



Vertex N
N-type i-TOPCon bifacial dual glass
Monocrystalline module

PRODUCT: TSM-NEG21C.20
PRODUCT RANGE: 675-700W

700W	0~+5W	22.5%
MAXIMUM POWER OUTPUT	POSITIVE POWER TOLERANCE	MAXIMUM EFFICIENCY

High customer value

- The star of LCOE (Levelized Cost Of Energy). Higher string power feature effectively reduces BOS (Balance of System) and LCOE
- More energy harvest with cutting-edge N-type i-TOPCon technology
- Designed for compatibility with existing mainstream system components

High power up to 700W

- Up to 22.5% module efficiency with high density interconnect technology
- SMBB (Super multi-busbar) technology for better light trapping effect, lower series resistance and improved current collection

High reliability

- Minimized micro-cracks with innovative non-destructive cutting technology
- Ensured PID resistance through cell process and module material control
- Resistant to harsh environments such as salt, ammonia, sand, high temperature and high humidity areas
- Mechanical performance up to 5400 Pa positive load and 2400 Pa negative load

High energy yield

- Excellent product bifaciality and low irradiation performance, validated by 3rd party
- Lower degradation: 1% first year, 0.4% annually thereafter
- Lower temperature coefficient (-0.30%)
- Up to 30% additional power gain from back side depending on albedo

Trina Solar's Vertex Bifacial Dual Glass Performance Warranty

https://longi-websitemcs.s3.cn-north-1.amazonaws.com.cn/2_LR_72_HGD_585_620_M_V2_30_30_and_15_V05_EN_c6514bcafc.pdf
https://www.trinasolar.com/en-glb/Vertexhttps://static.trinasolar.com/sites/default/files/DT-M-0042%20D%20Datasheet_Vertex_NEG21C.20_EN_2023_C_web.pdfxN

State-of-the-art infrastructure and technology result in stability, reliability and compelling reasons for investors to invest in ENCAVIS

Investment grade rating BBB–/positive outlook (SCOPE),

Proven resilience to crisis (CoVid-19, Russian war, inflation, interest rate increase, recession)

Revenue and earnings increase (9Y/CAGR ~22%) with constant margins, strong equity ratio

Defensive business model, a strong market position & a conservative risk management

Diversified portfolio (# of parks, technology, countries, compensation system)

Almost NO energy price risk with <6% of revenue guidance for next year


Almost no counterparty risks regarding offtakers

Strictly non-recourse financing of SPVs


Secured revenue based on FiT and PPA

No base load tariffs, only pay-as-produced

No project development risks



*The sun is shining –
The wind is blowing*



ENCAVIS



Amazing sights: Sustainability at Encavis

“Be the voice – not the echo”



Our share values and corporate culture are actively shaped by our employees



Good sustainability work is measured by its goals:
Encavis has identified a total of 12 SDGs on which it wants to focus



Would you like to know more? Read our Sustainability Report online!



Our four key sustainability topics

1



Strategy & Governance

- » Further development of the energy system, especially energy storage
- » Sustainably integrated corporate strategy

2



Social

- » Employee satisfaction
- » Employee expertise
- » Social acceptance and positive contribution of the Encavis Group

3



Economy

- » Acquisition of new wind & solar parks
- » Operational excellence
- » Win new asset management clients
- » Electricity marketing (PPA business)

4



Environment

- » Help in the fight against climate change through carbon reduction
- » Sustainable increase in the efficiency of existing wind & solar parks

Good sustainability work is measured by its goals: Encavis aims for concrete change in every field of action (selection)

Strategy & Governance

- » Material topic: Sustainably integrated corporate strategy
- » Goal: Encavis will improve its MSCI ESG rating from "A" to "AAA" by 2025



Economy

- » Material Topic: Electricity marketing (PPA business)
- » Goal: Significant increase in non-subsidised electricity production by the end of 2025



Social

- » Material topic:
Social acceptance and positive contribution of the Encavis Group
- » Conclusion of a long-term partnership with a non-profit organisation in 2021
"Sopowerful" – Solar power where it matters most



Environment

- » Help in the fight against climate change through carbon reduction
- » Increased share of green electricity purchased to 100% in 2022
- » Transparent reporting of our emissions in Scopes 1, 2 and 3 in 2022
- » Registering for the Science Based Targets Initiative in 2023



THE SUN GOES UP for the Kudziwa Center for Knowledge (Malawi) with Encavis' support for so powerful – solar power where it matters most



The Kudziwa Center for Knowledge – Kudziwa means “knowledge” in Chichewa – the most widely spoken language in Malawi.

ABOUT THE CENTER

The Kudziwa Center for Knowledge provides after-school education and training for around 100 children. Currently around 30 adults receive Permaculture training at the center. Electrification has enabled better teaching, through for instance computer or music lessons.



LOCATION

The center is located in the Mangochi region, where it will serve 22,000 people across six villages and hosts the educational programmes of RiseUp Malawi.

SYSTEM INSIGHTS

The installation consists of a photovoltaic solar (3 kWp) and lithium battery storage (5kWh) system. The square and playground in front of the center, where farming lessons take place, is illuminated by two freestanding solar lights.

FINANCIALS

The total costs for the system (components, labor, transport, taxes) totaled to approximately EUR 7,800. RiseUp Malawi, a non-profit organization focusing on at-risk children and youth in the Mangochi region of Malawi, was able to make a significant contribution to this investment.

The Kudziwa Center for Knowledge project combines the United Nations SDGs 7&4



Biodiversity Strategy of Encavis – some Highlights only

Creation of valuable habitats for flora and fauna concurrently to the Renewable Energy production at our solar parks

- » We are convinced that especially ground-mounted PV parks are suited perfectly to create and to preserve valuable habitats for local flora and fauna. These areas serve both: the climate protection as well as the conservation of nature and species and supports SDG 15 Life on Land.
- » 2025 at the latest all new PV projects planned or to be acquired have to take care of the biodiversity aspect. Potential deficits in biodiversity at PV parks active already will be overcompensated to achieve a positive effect on the biodiversity in total.
- » A suitable and regular monitoring will document the development of the natural balance in our plant areas.
- » The fencing of the plant areas allows small mammals and amphibians to pass them easily.
- » The use of local and regional seeds supports the sustainable and autonomous regeneration of the nature and and and. . .



Solar plant in Talayuela (300 MW, Spain) was distinguished with the Seal of Excellence in Sustainability from UNEF Unión Española Fotovoltaica

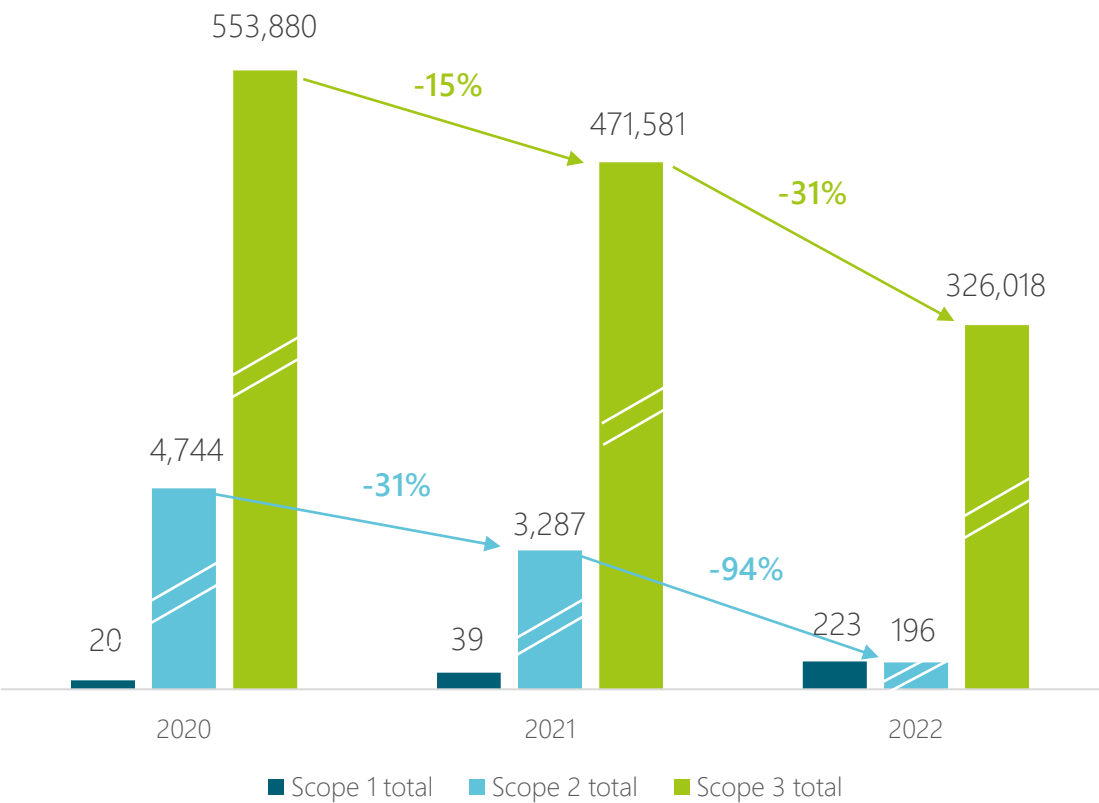
The seal recognises the high socioeconomic standards, respect for biodiversity and circular economy of the solar park

- » The involvement of the local residents was key: 262 residents of the municipality of Talayuela worked on the construction of the plant.
- » Of the 820 hectares of total surface of the plant, 312 hectares (~40%) have been preserved as an environmental protection zone.
- » Extremadura, being one of the regions with major importance for the wintering of aquatic species, floating islands with para vegetation have been created. As such species such as the mallard, the frieze mallard or the grebe can nest. In addition, two natural Mediterranean floods that serve as a water point and source of biodiversity were build.
- » The circular economy approach was valued by UNEF as this solar plant has an environmental monitoring plan for waste control. The materials used during construction have been recycled as is also the case for the materials used in the current operation and maintenance phase.



Corporate Carbon Footprint again significantly reduced in 2022

Carbon emissions by Scope (in t CO₂e)



Scope of the climate balance

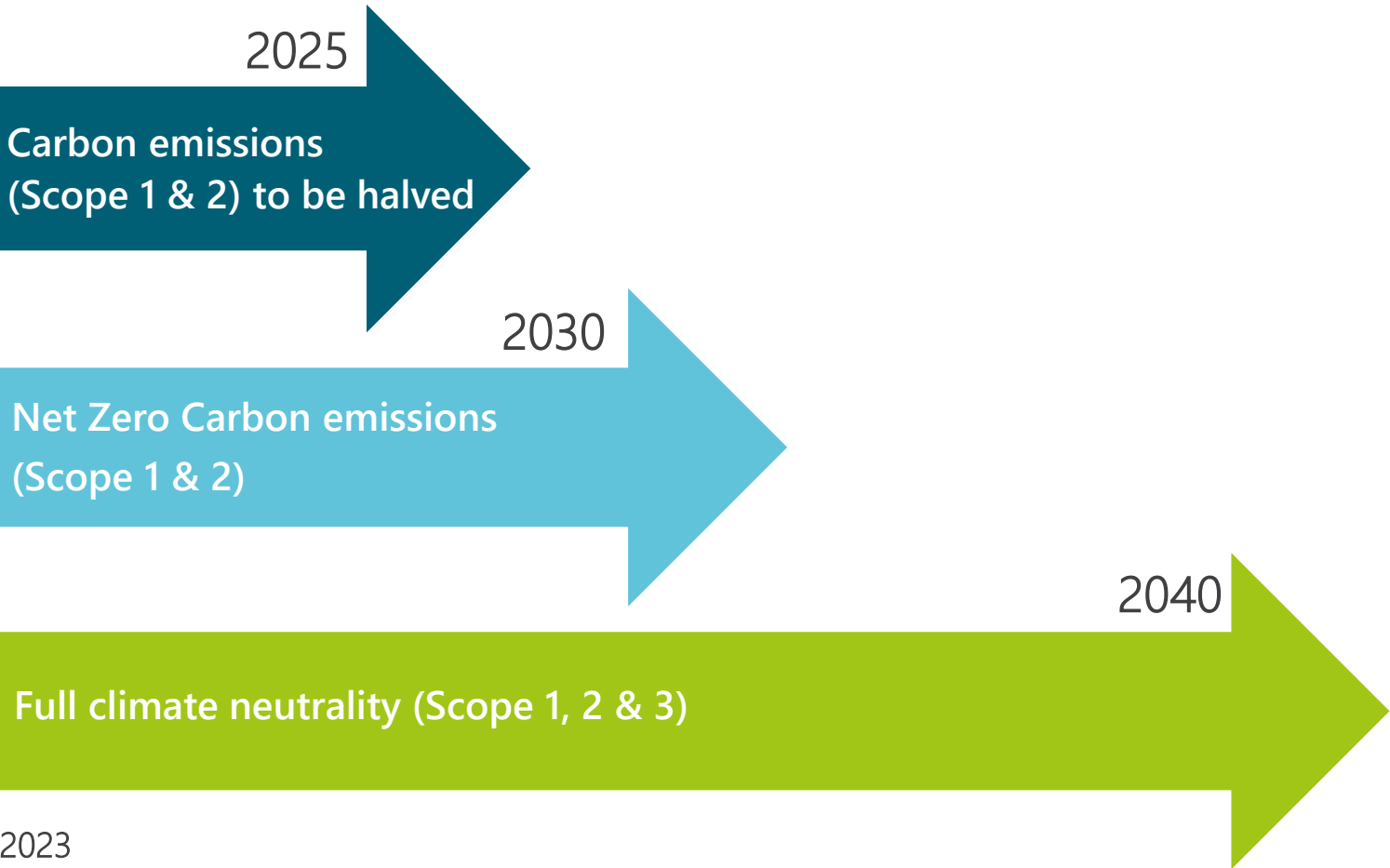
In calculating our emissions in 2022, we took into account all wind and solar parks of Encavis AG as well as all wind and solar parks managed by Encavis Asset Management AG. Further, we included all emissions from our offices in Hamburg and Neubiberg and from our vehicle fleet.

In 2022 we were able to reduce the total corporate carbon footprint by approximately 31%, from 474,907 tonnes in 2021 to 326,437 tonnes of CO₂e.

Scope 1 (direct carbon emissions, e.g. fuel consumption of Company vehicles) and Scope 2 (e.g. purchased power) emissions account for less than 1% of our total emissions. In 2022 we were able to reduce the Scope 2 emissions by 94% (for example by using green electricity for our offices).

Approximately 99% of our emissions are related to the Scope 3 category (upstream and downstream supply chain and other indirect emissions). We were able to reduce them by 31% from 471,581 tonnes to 326,018 tonnes of CO₂e from 2021 to 2022.

ENCAVIS’ roadmap to full climate neutrality by 2040



Encavis’ measures to eliminate emissions


Scope 1 and Scope 2 emissions will be completely eliminated by 2030. This includes emissions from the Company’s vehicles, which are to be fully electric by 2030. The electricity and heat consumed by the Company’s offices and the electricity used to operate its wind and solar power plants will also be generated exclusively from Renewable Energy sources by 2030.

Scope 3 emission intensity is to be cut by 95% by 2040. In order, to reduce these Scope 3 emissions, which currently account for 99% of ENCAVIS’ total emissions, the Company is working with suppliers and business partners along the entire value chain to find solutions that will help to achieve the goal of carbon neutrality by 2040.

MOVING WITH SUN AND WIND

ENCAVIS

The future is bright for
Renewable Energies



Demand for power from renewables from two strong players: public & private sector



Public Sector: Goal to limit global warming

- » COP 21 Paris: 196 countries united to limit global warming below 2°C
- » Europe 20-20-20 targets
- » China: largest installed renewables fleets
- » Denuclearisation in Germany and Japan
- » Creation of low-carb economies

Demand via FIT-schemes and competitive auctions

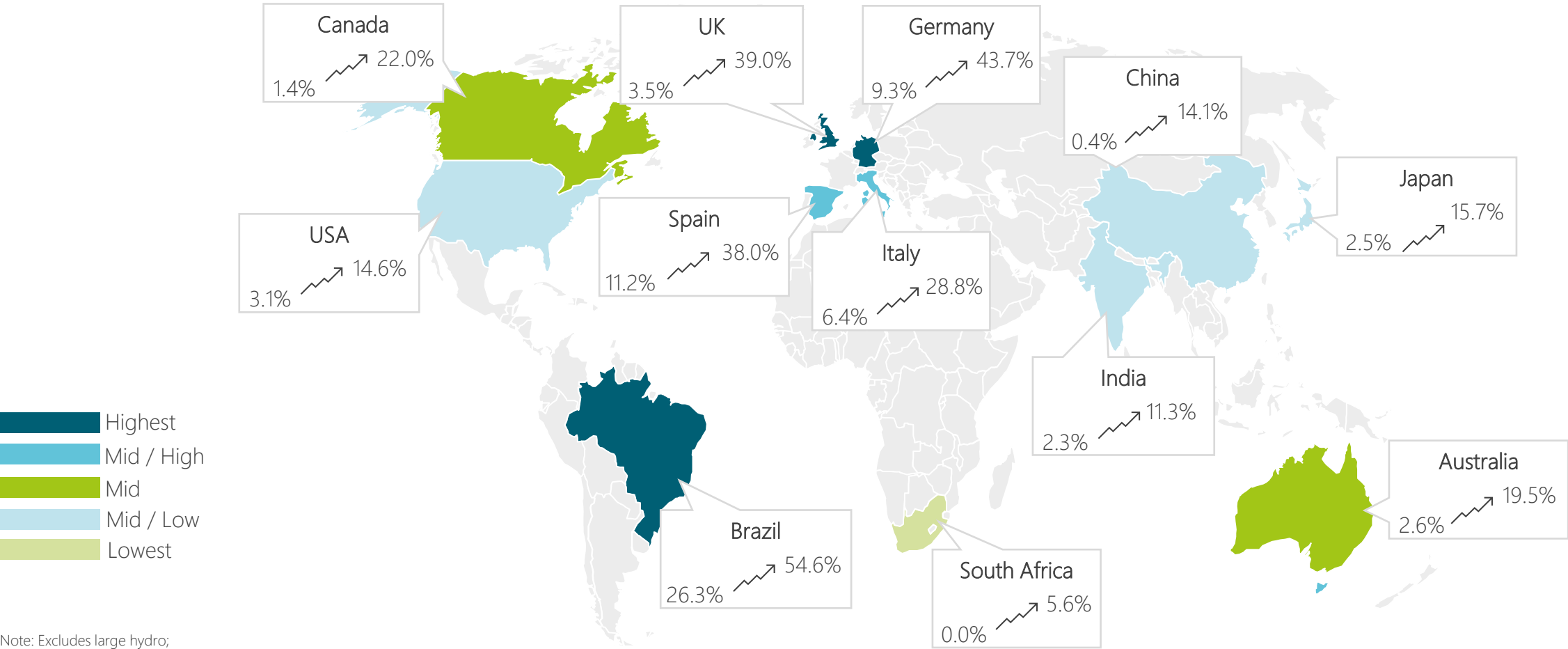


Private sector: Sustainability goals and long-term supply security

- » Private companies create global initiatives in order to take action on climate change
- » Multinational companies such as Google, Facebook and Microsoft go ahead with ambitious targets
- » 100% renewable targets help to create a positive brand awareness
- » Furthermore, direct Power Purchase Agreements (PPA) between companies and power producers from renewable energy resources offer long-term supply at fixed rates

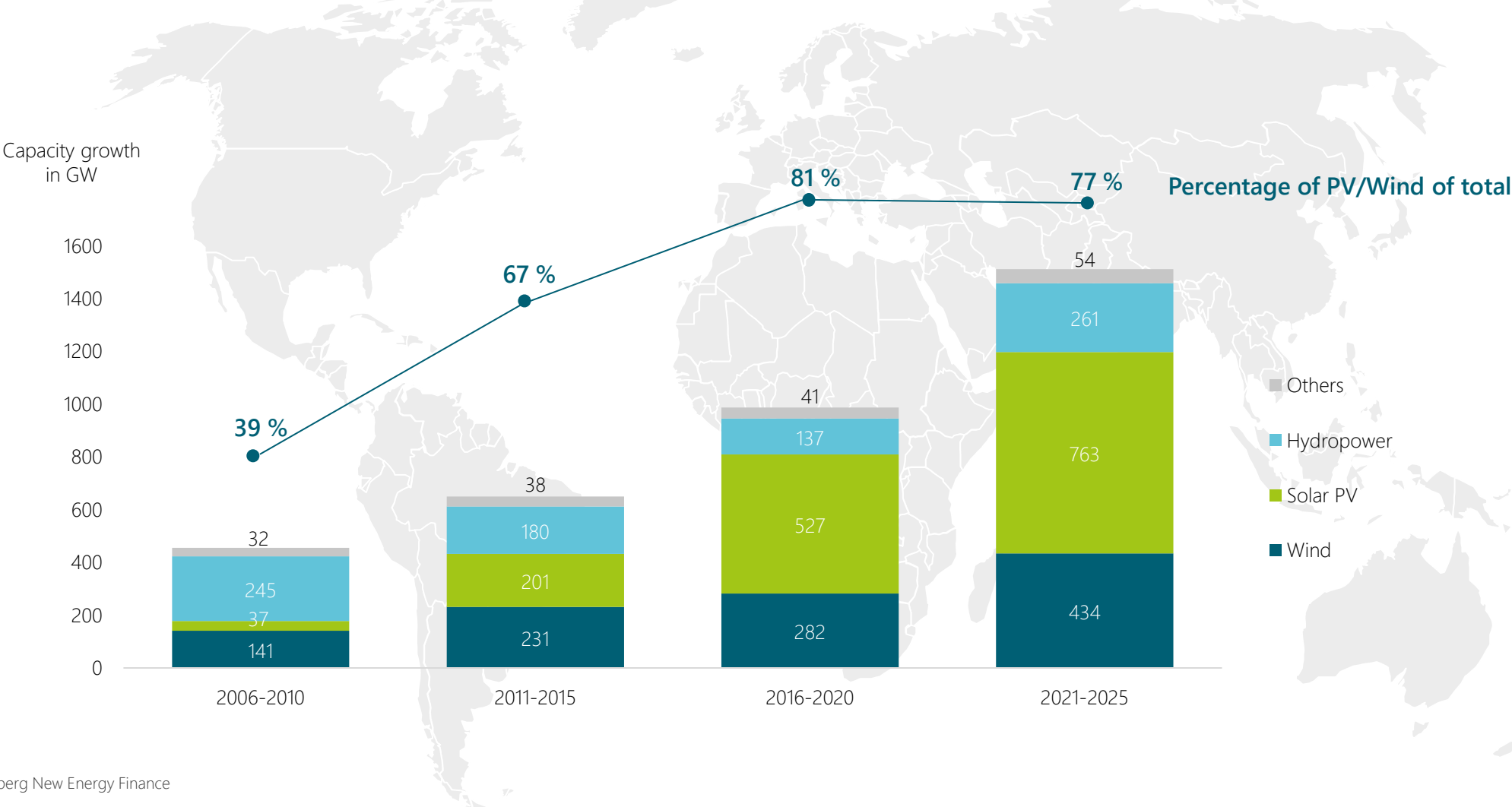
Demand via PPAs and purchase of green certificates

Development of Renewable Energy proportion in power generation (2006 – 2020)



Note: Excludes large hydro;
Source: Bloomberg New Energy Finance

Worldwide growth in generating capacity of renewables by technology

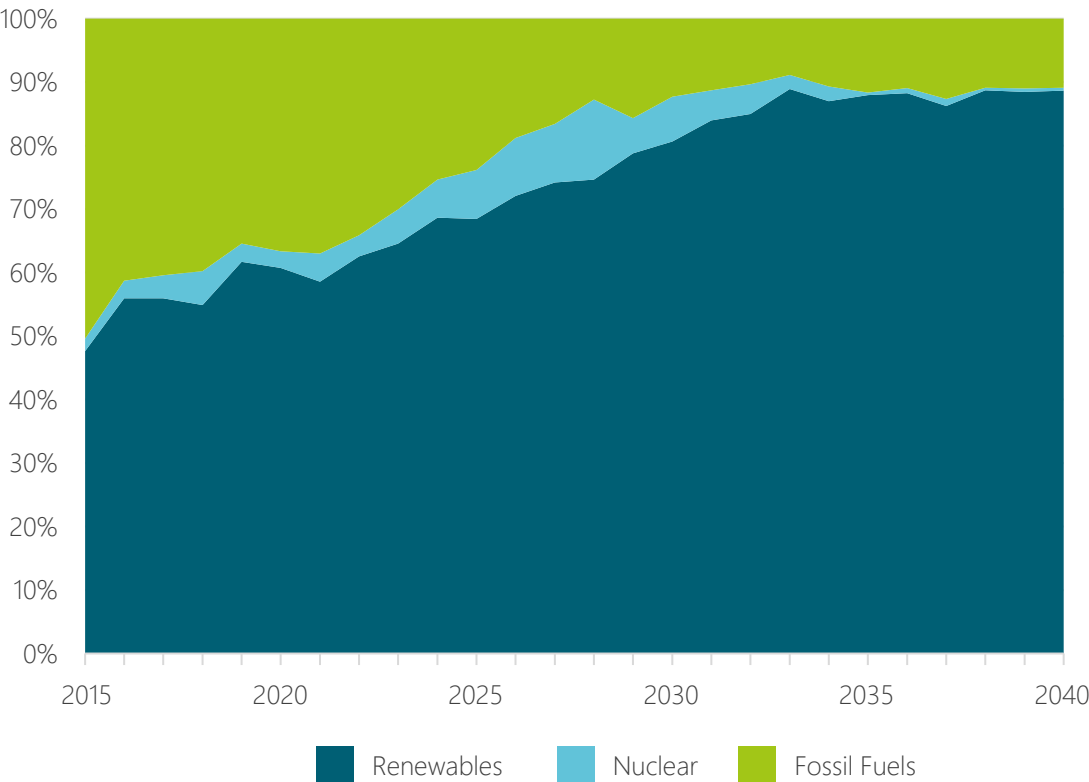


Source: Bloomberg New Energy Finance

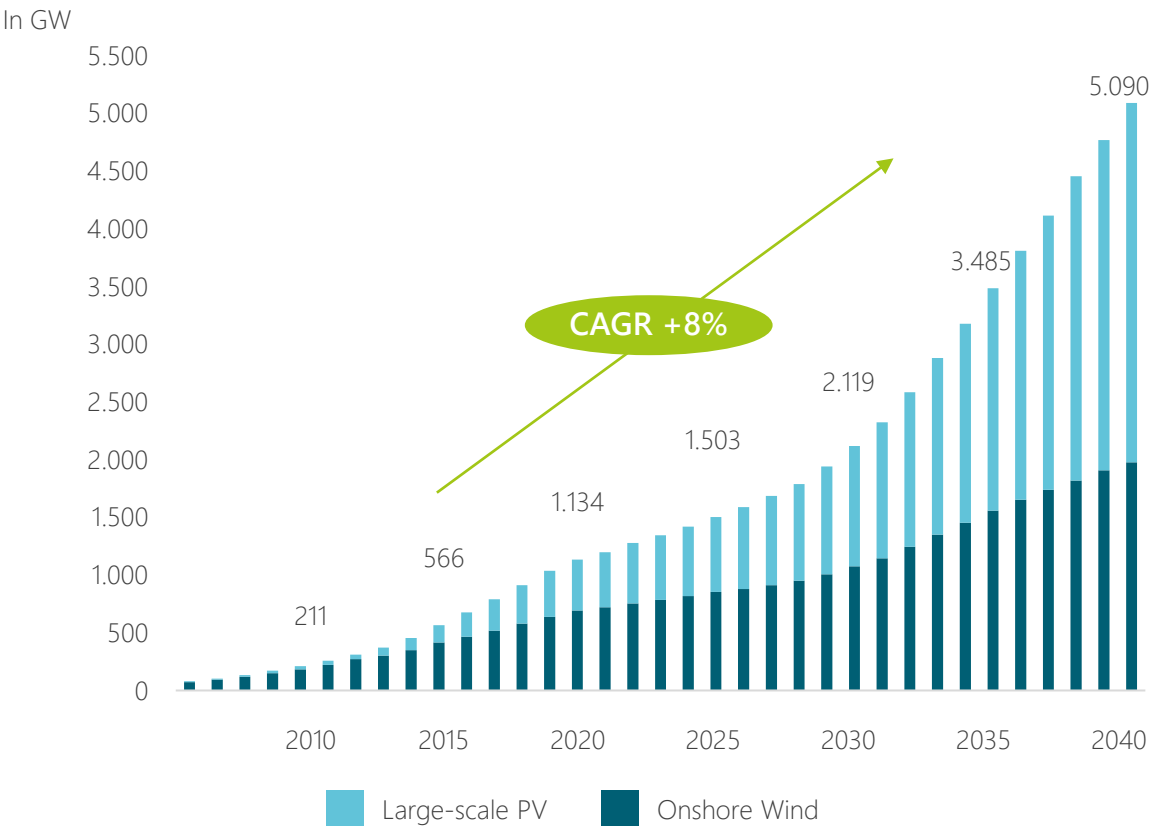
Entering the Century of Renewable Power Generation

Gross capacity additions by technology group

Share in annual capacity additions

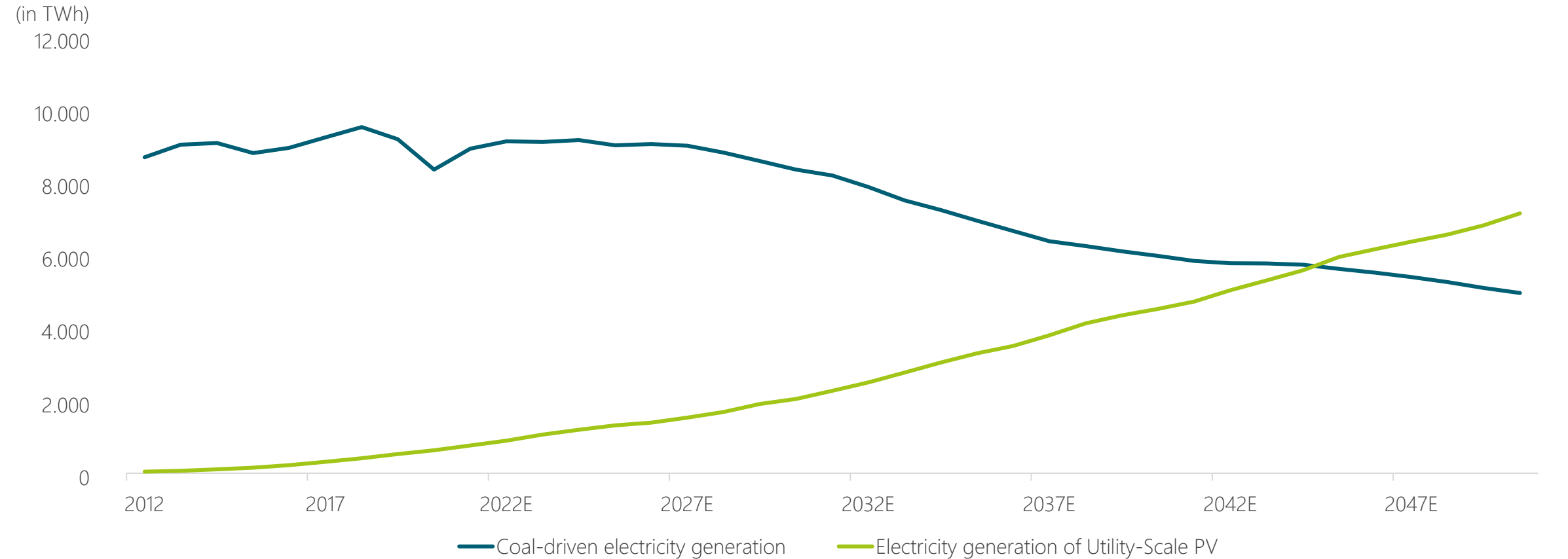


Global utility PV and onshore wind capacity



The world is changing: Significant decline in coal-driven electricity production and increasing share of photovoltaic electricity generation

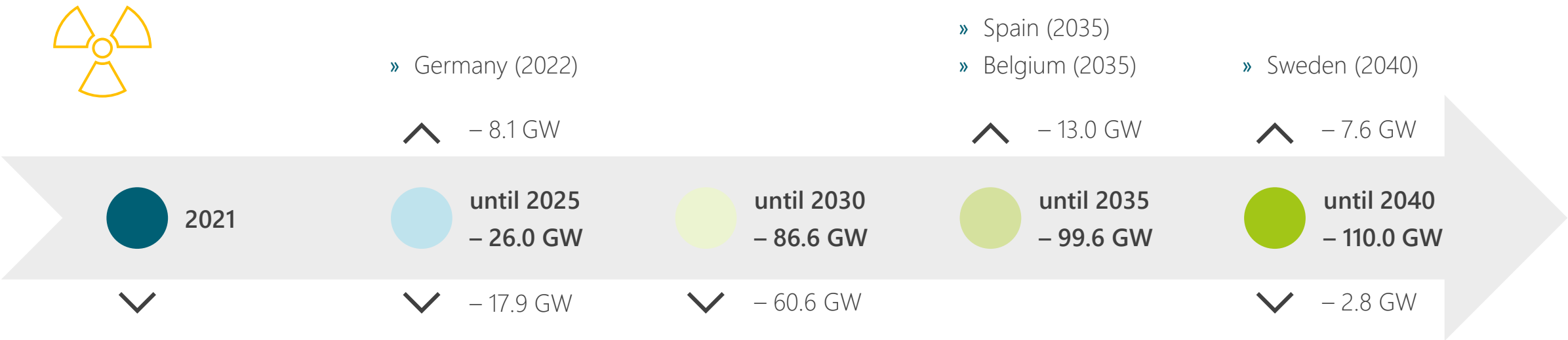
Coal-driven electricity generation vs. Utility-Scale PV



Source: BNEF, 2021

National shutdown plans of nuclear and coal driven generating capacities in Europe until 2040

Free of nuclear driven powerplants



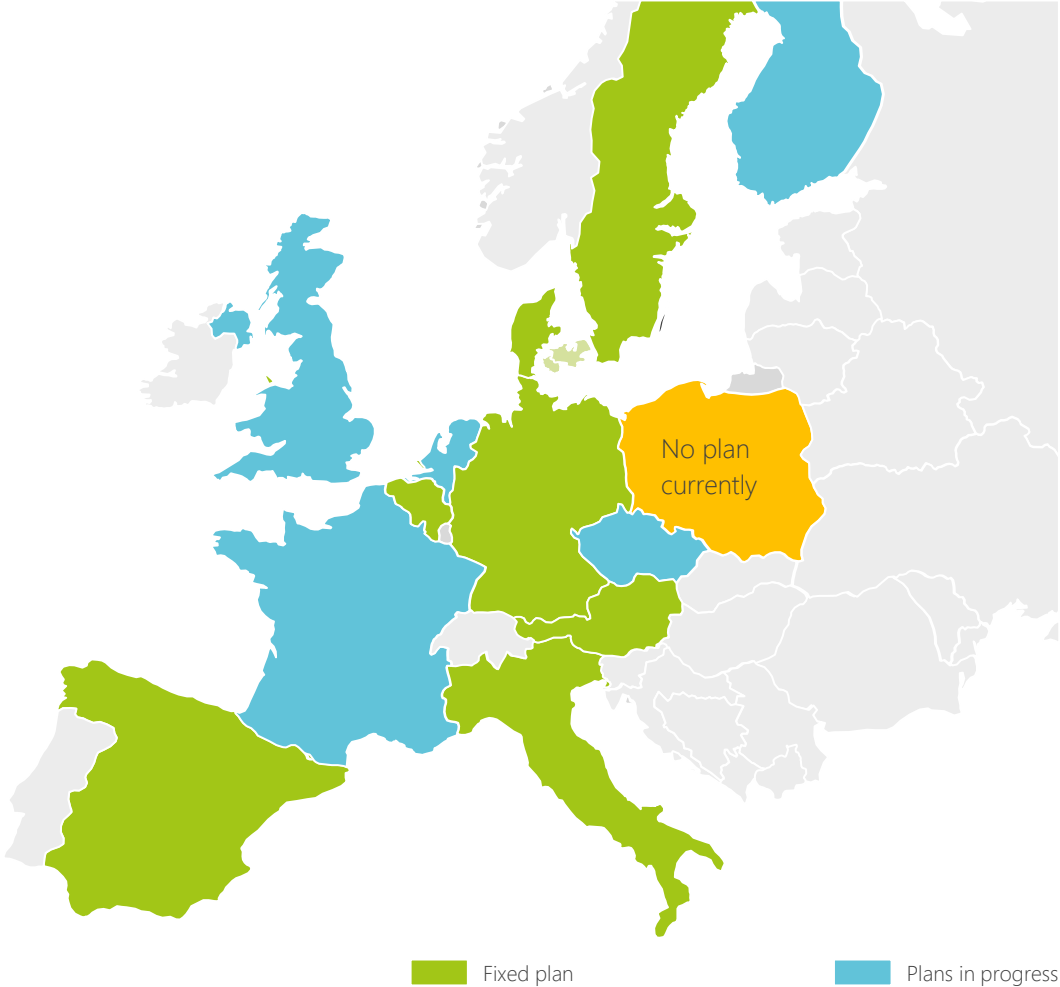
Free of coal driven powerplants

- » Austria
- » Belgium
- » Sweden
- » France (2022)
- » UK (2024)
- » Italy (2025)
- » Finland (2029)
- » The Netherlands (2029)
- » Denmark (2030)
- » **Germany (2030)**
- » Spain (2030)
- » Czech Republic (2040)

National shutdown plans for nuclear and coal driven generating capacities


Country	Coal driven Power Plants		Nuclear Power Plants	
Germany	Until 2030	47.0 GW	Until 2022	8.1 GW
Poland	----	29.5 GW	----	0.0 GW
Czech Republic	Until 2040*	8.4 GW	----	3.9 GW
Austria	Today already	0.0 GW	Today already	0.0 GW
Italy	Until 2025	8.5 GW	----	0.0 GW
Spain	Until 2030	5.1 GW	Until 2035	7.1 GW
France	Until 2022	3.1 GW	----	63.1 GW
United Kingdom	Until 2024	6.3 GW	----	8.9 GW
Belgium	Today already	0.0 GW	Until 2035	5.9 GW
The Netherlands	Until 2029	4.5 GW	----	0.5 GW
Denmark	Until 2030	2.2 GW	----	0.0 GW
Sweden	Today already	0.0 GW	Until 2040	7.6 GW
Finland	Until 2029	1.8 GW	----	2.8 GW
Total	116.6 GW		107.9 GW	

* Replace 2/3 of capacity



ENCAVIS

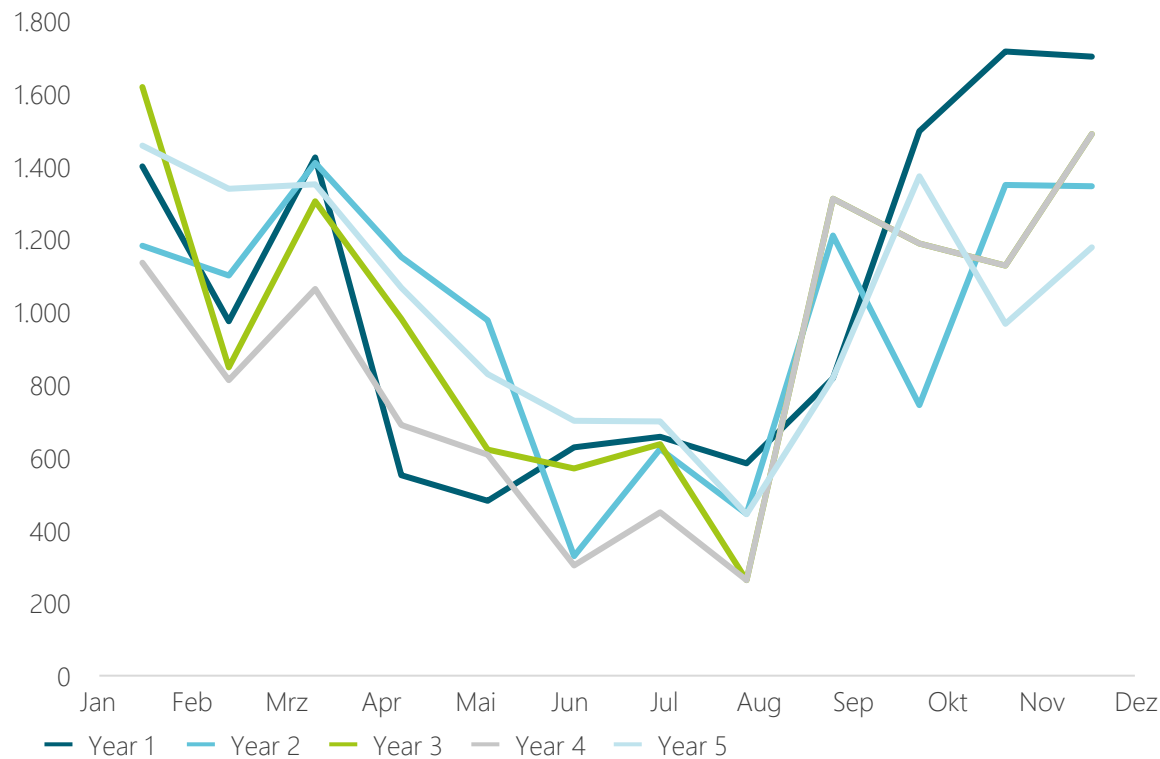
Supportive meteorological effects



Diversification by technology (wind/PV) with complementary income streams over the year

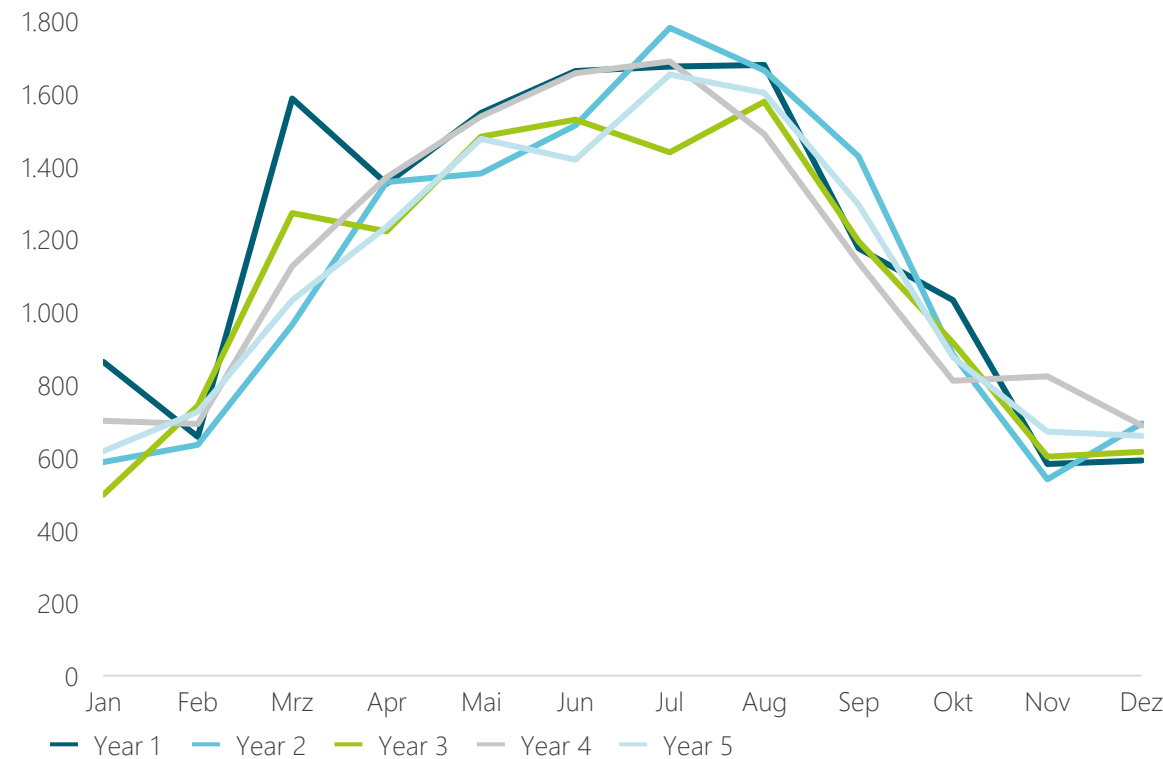
Exemplary Seasonal Power Output of one Wind Park

In MWh



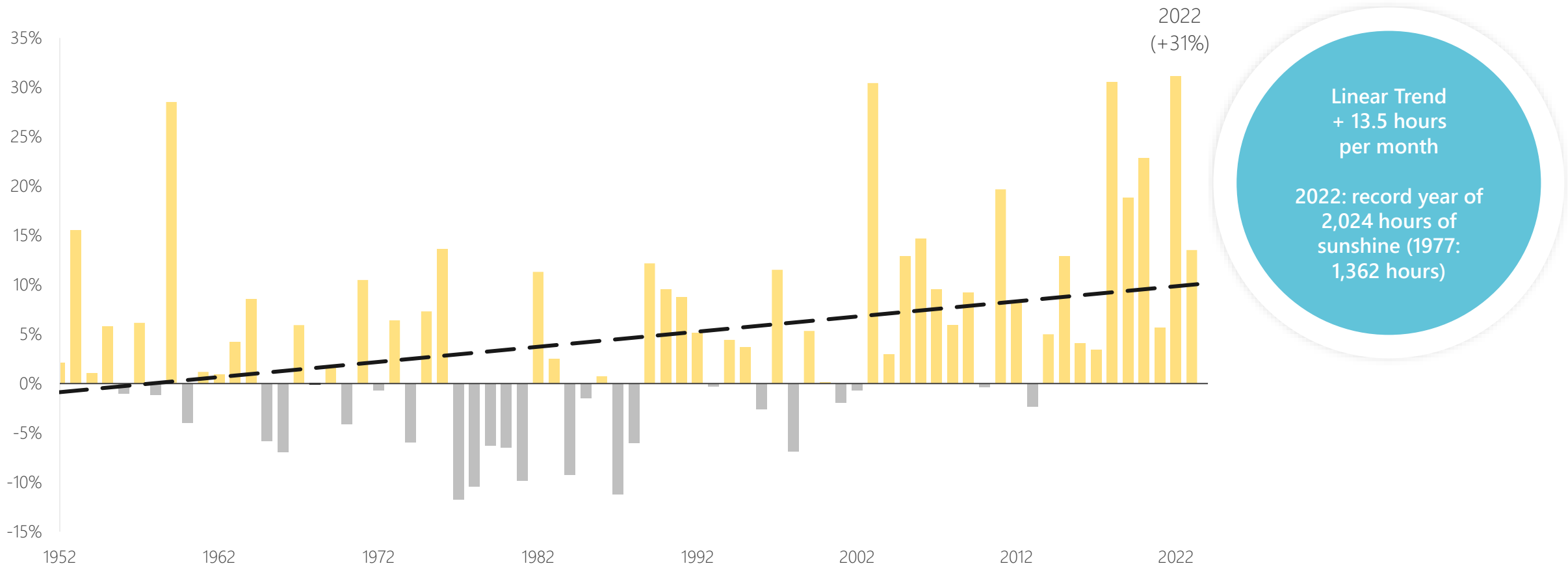
Exemplary Seasonal Power Output of one Solar Park

In MWh



13.5 hours additional sunshine per month compared to average of 1961-1990

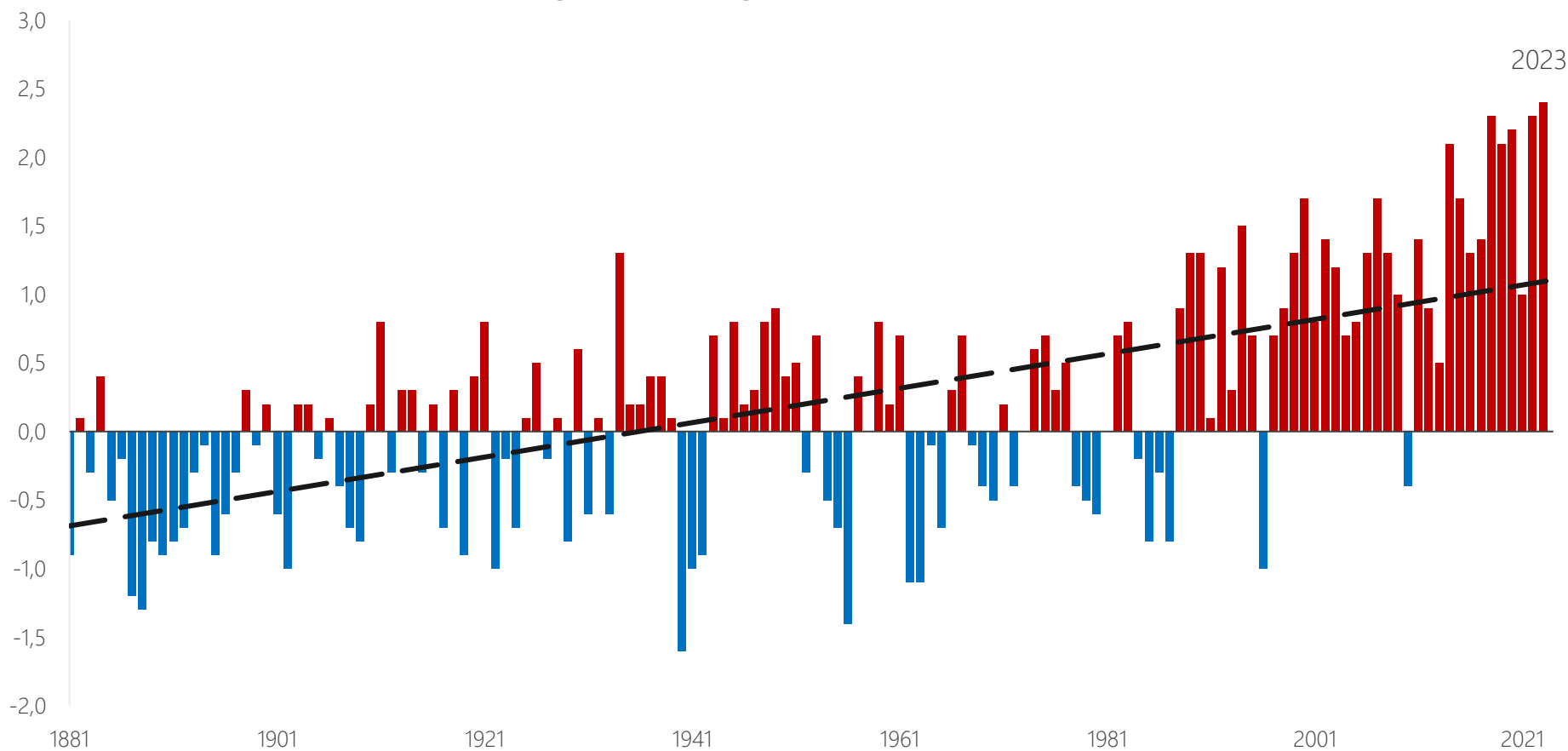
1952-2023: Deviation in length of sunshine in Germany from the long-term average from 1961 to 1990 (in percent)



Source: Deutscher Wetterdienst (DWD), January 2024 / Exemplarily showing the case of Germany

2023: Warmest year in Germany since temperature monitoring started in 1881

Deviations in air temperature from long-term average (8.2°C) from 1961 to 1990 (in percent)



Average temperature in Germany in 2023: 10.6°C


>2023 was 2.4°C warmer than the average of 1961-1990

» Since 1970 every decade was warmer than the previous one

Source: Deutscher Wetterdienst (DWD), January 2024

ENCAVIS

PPA –
The growing market



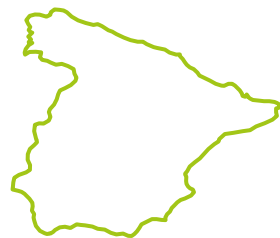
Strong growing PPA markets – Encavis is a European first mover in solar

Pillars of the Encavis Accelerated Growth Strategy 2027:

Encavis has secured preferred access to know-how for PPA by establishing a dedicated in-house competence team and by investing in market leading competence platform Pexapark (CH)



Leveraging knowledge and network as experienced investor based on recently signed PPAs with a leading European Utility and Amazon for in total of 500 MW of Spanish solar parks



Strong Balance Sheet with equity ratio > 24% giving corporates adequate comfort to handle risks from long-term PPA contracts

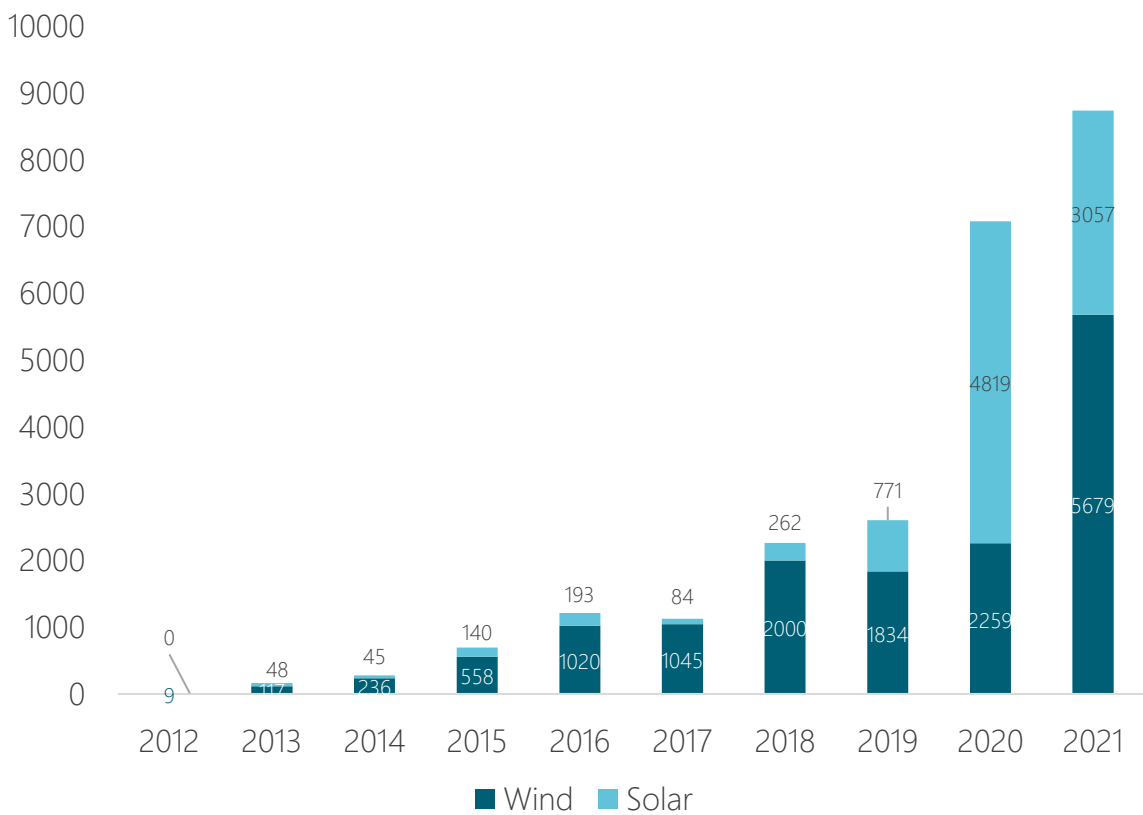


Access to early stage projects without taking direct development risk by signing numerous partnership agreements with exclusive rights in Denmark, Germany, The Netherlands, Italy and Spain



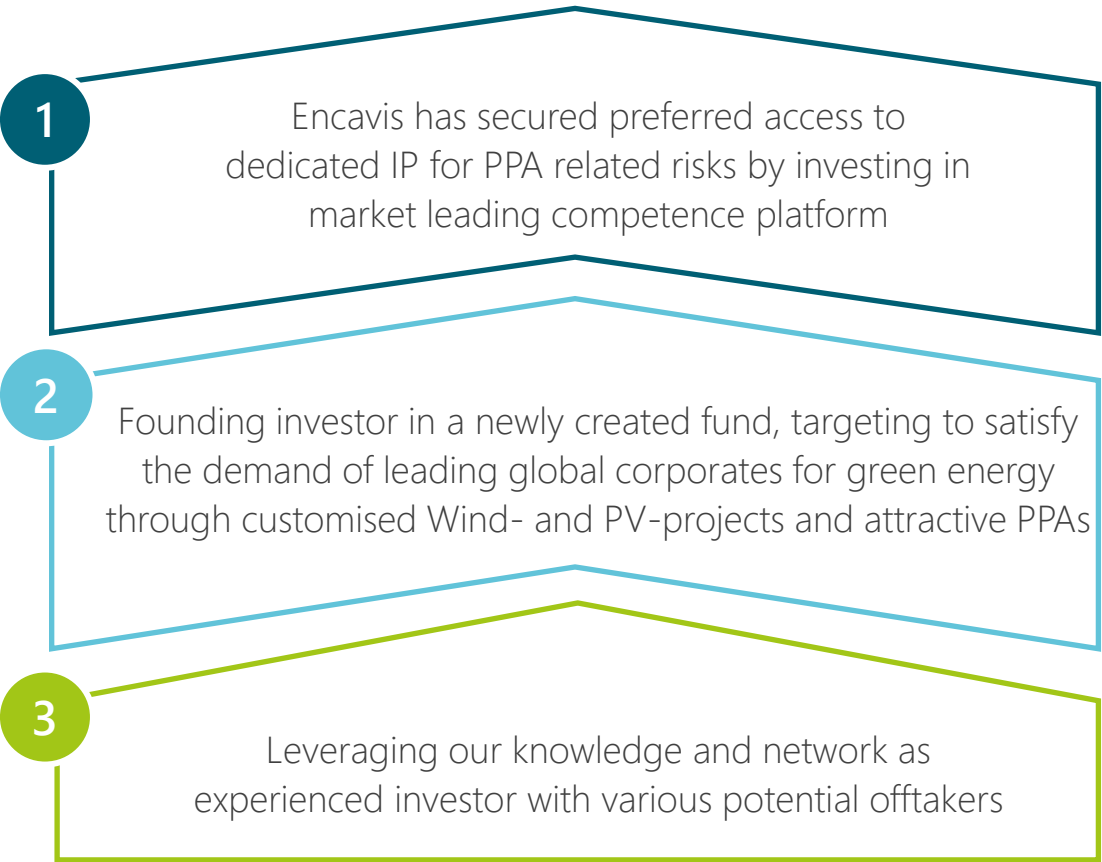
Strong growing PPA markets – Encavis is a European first mover in solar

Annual capacity additions through PPAs in EMEA (MW)



Source: BNEF; signing date estimated by Bloomberg

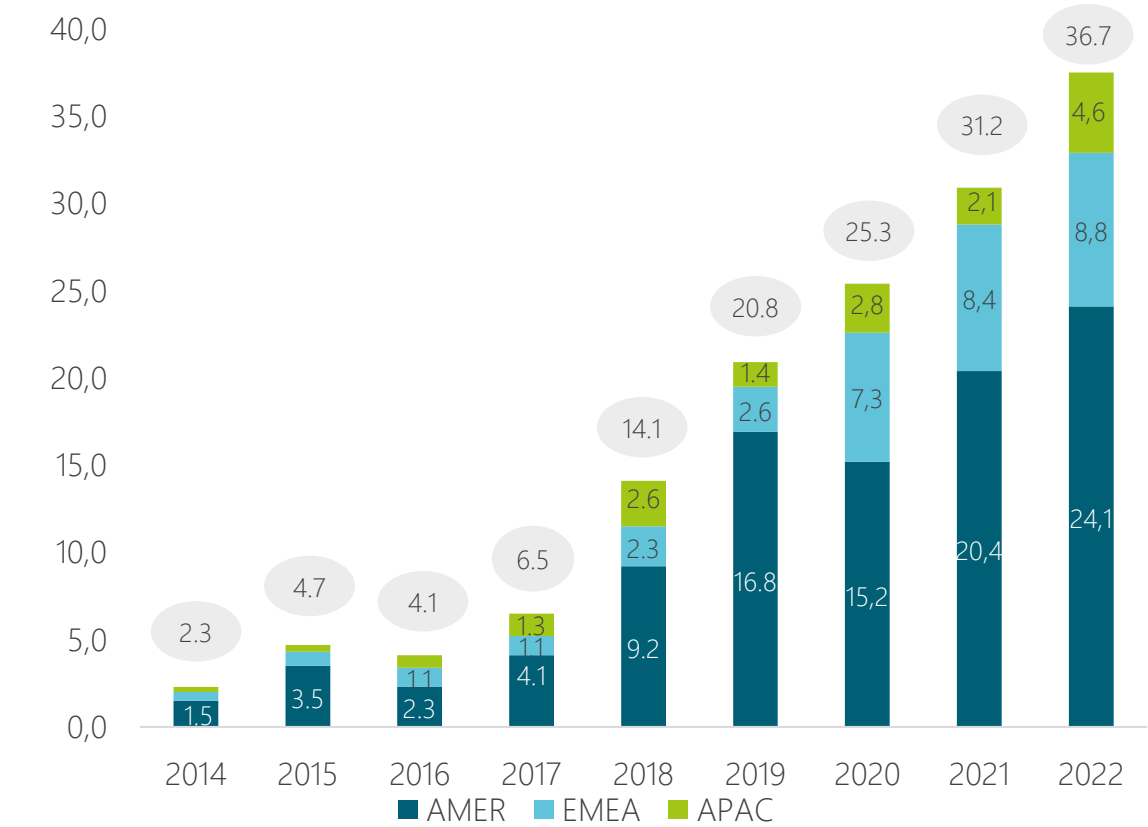
Three pillars of the Encavis PPA strategy



Steadily growing volume of globally signed corporate PPAs

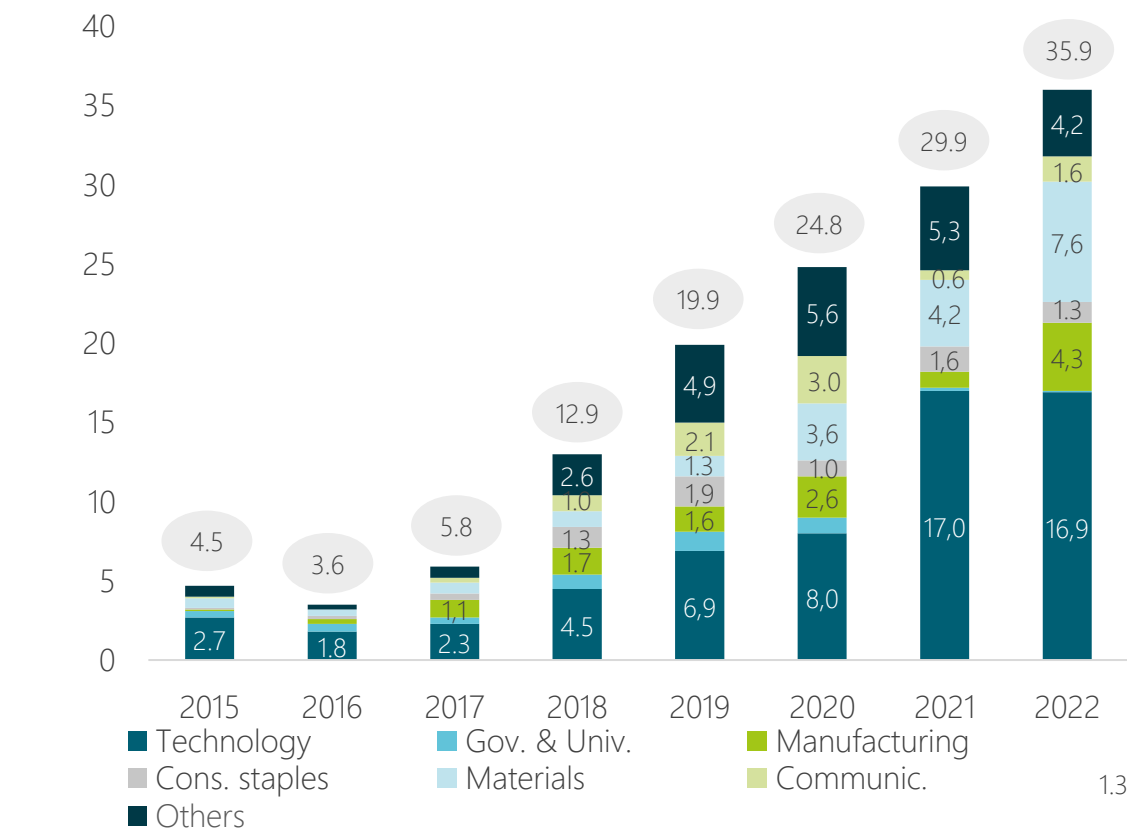
Global corporate PPA volumes

Annual volume in GW



Global corporate PPA volumes by offtaker type

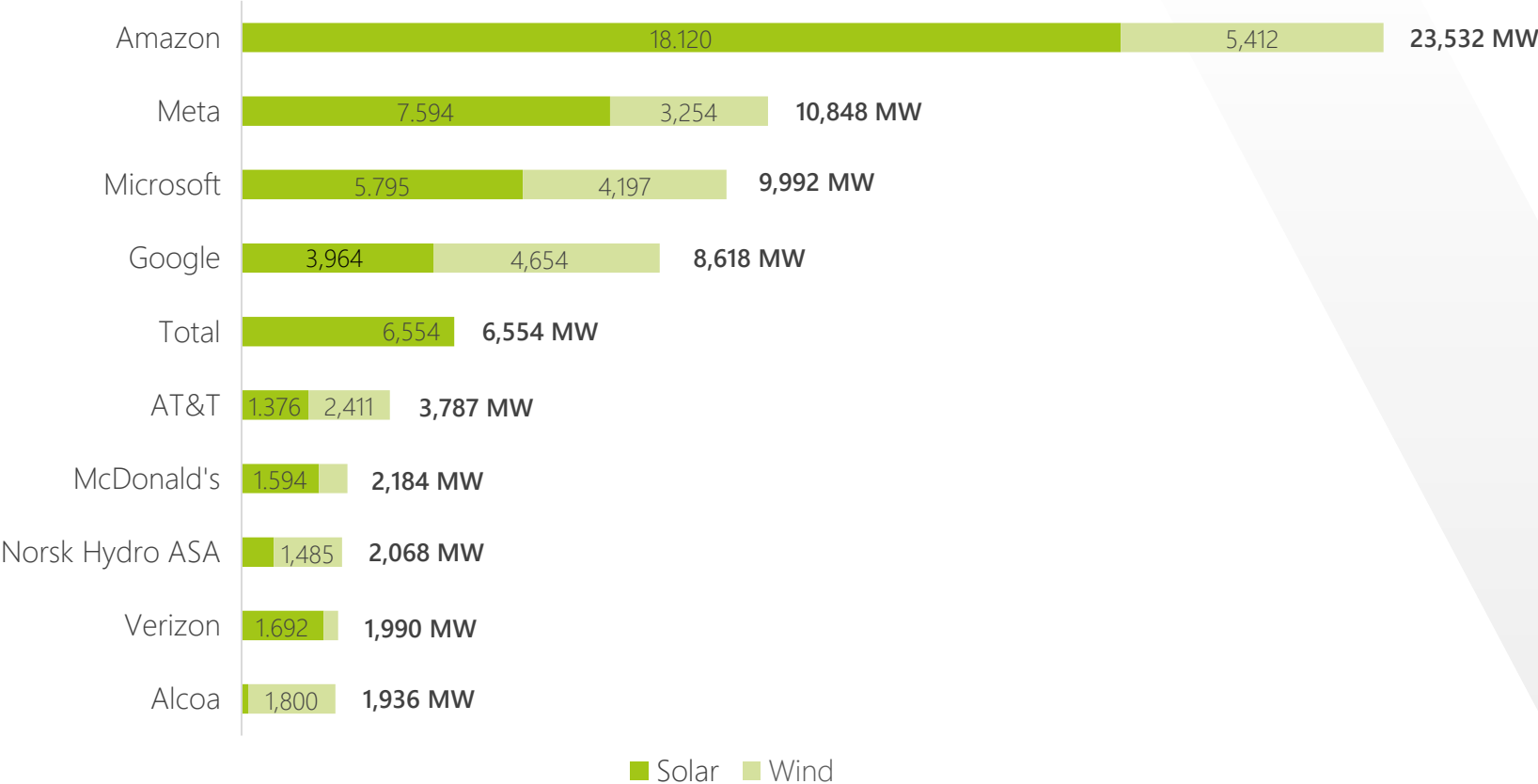
Annual volume in GW



Source: Modelled after BNEF (www.bnef.com): Corporate PPA Deal Tracker June 2023, 6 July 2023

The need for Green Energy supply is driving PPA markets

Top 10 global corporate offtakers 2000-2022 (Onshore wind and solar)

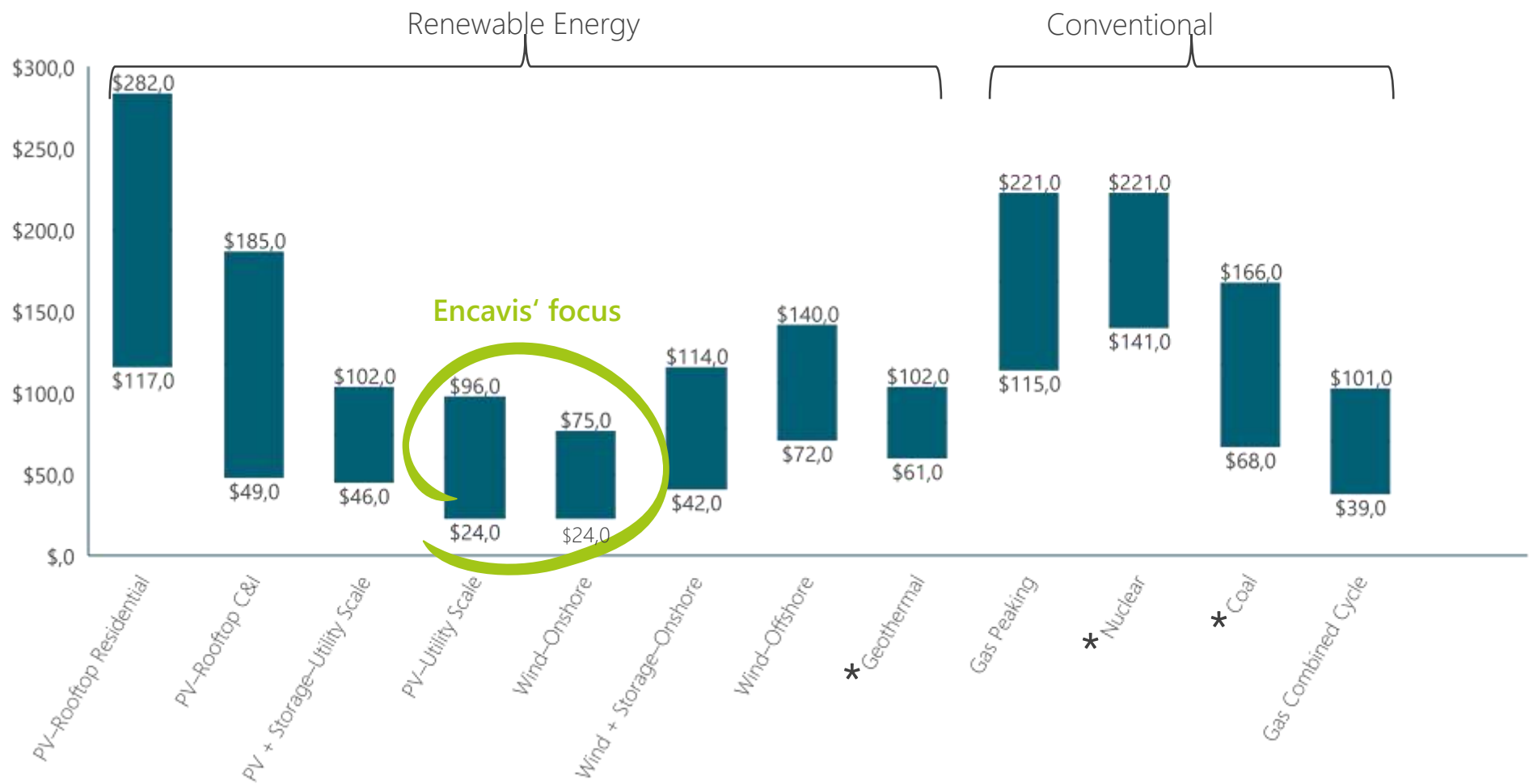


Market developments

- » Especially US companies have been searching partners for PPAs in Europe, but European corporations are increasingly signing PPAs as well
- » ENCAVIS registers an increasing demand for PPAs in all 12 European countries it operates in
- » Among ENCAVIS' customers are e.g. Amazon, Microsoft, Google and Total
- » PPAs are usually contracted for time periods from 6 – 20 years

Source: BloombergNEF (bnf.com): Power Purchase Agreements (PPAs) | Prices, Tariffs & Auctions

Solar PV utility scale with comparably low Levelised Cost Of Energy (LCOE) Production (\$/MWh) – Unsubsidised Analysis



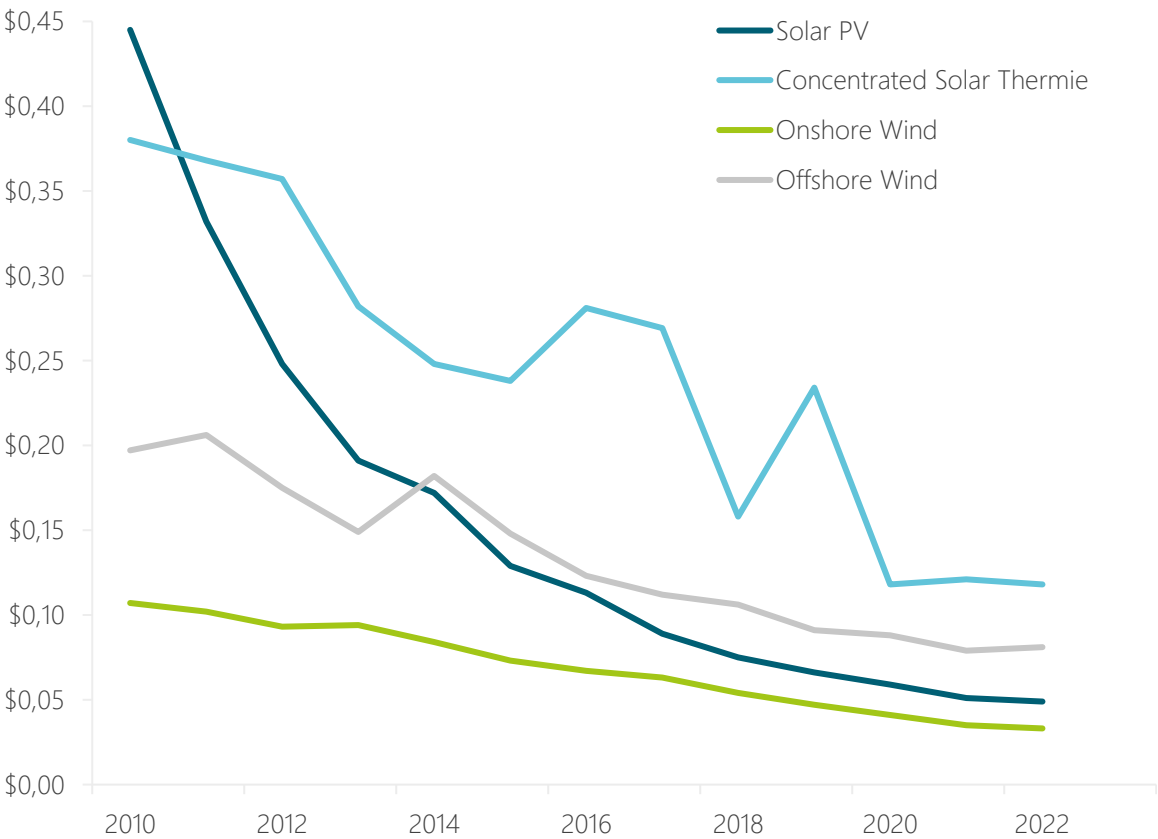
The cost of energy production from conventional sources is set to increase, as prices for CO₂ emissions in the EU rise with the application of taxes and certificates (2nd phase of the EU CO₂ certificate trading scheme and additional national legislations)

» Securing the cost advantage for Renewable Energy in the long term

Modelled after: Lazard®: Lazard's Levelized Cost of Energy Analysis—Version 16.0 – Page 2 / April 2023 * Given the limited public and/or observable data for new build geothermal, nuclear and coal projects Lazard used the Version 15.0 results adjusted for inflation

Global LCOE/Levelised Costs Of Energy Production continues to fall for PV/solar and onshore wind power technologies

LCOE p.a. 2010-2022 of 20 countries (in USD/KWh)



Since 2010, solar PV has experienced the most rapid cost reductions. The global weighted-average LCOE of newly commissioned utility-scale solar PV projects declined from USD 0.445/kWh to USD 0.049/kWh between 2010 and 2022. This is a **decrease of 89%**

This reduction in LCOE has been mainly driven by **declines in module prices**. These fell by around 90% from 2009 till 2022 and witnessed further significant reductions in 2023.

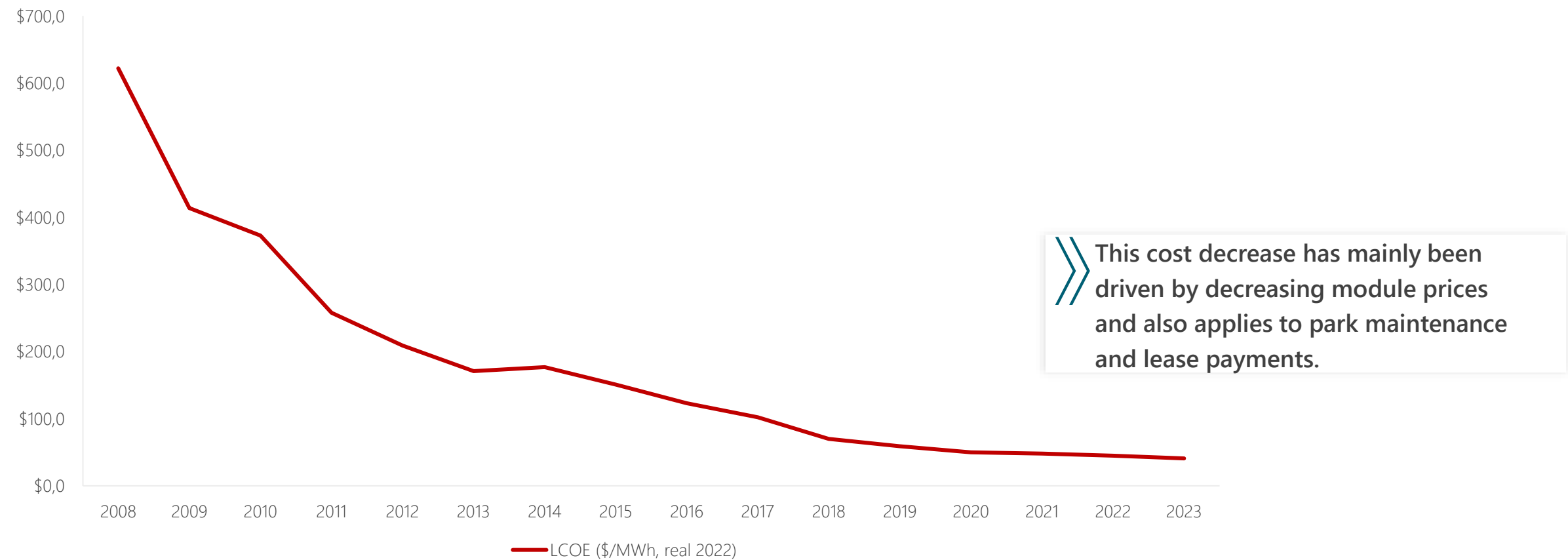
Important cost reductions have also occurred in Operations and Maintenance (O&M).

» **Encavis' strategic move in 2023:** Acquisition of an 80% share in Stern Energy (O&M company with 1+GW under management) and standardisation of all O&M activities.

Modeled after: IRENA (2023), Renewable Power Generation Costs in 2022 and IRENA (2022), Renewable Power Generation Costs in 2021

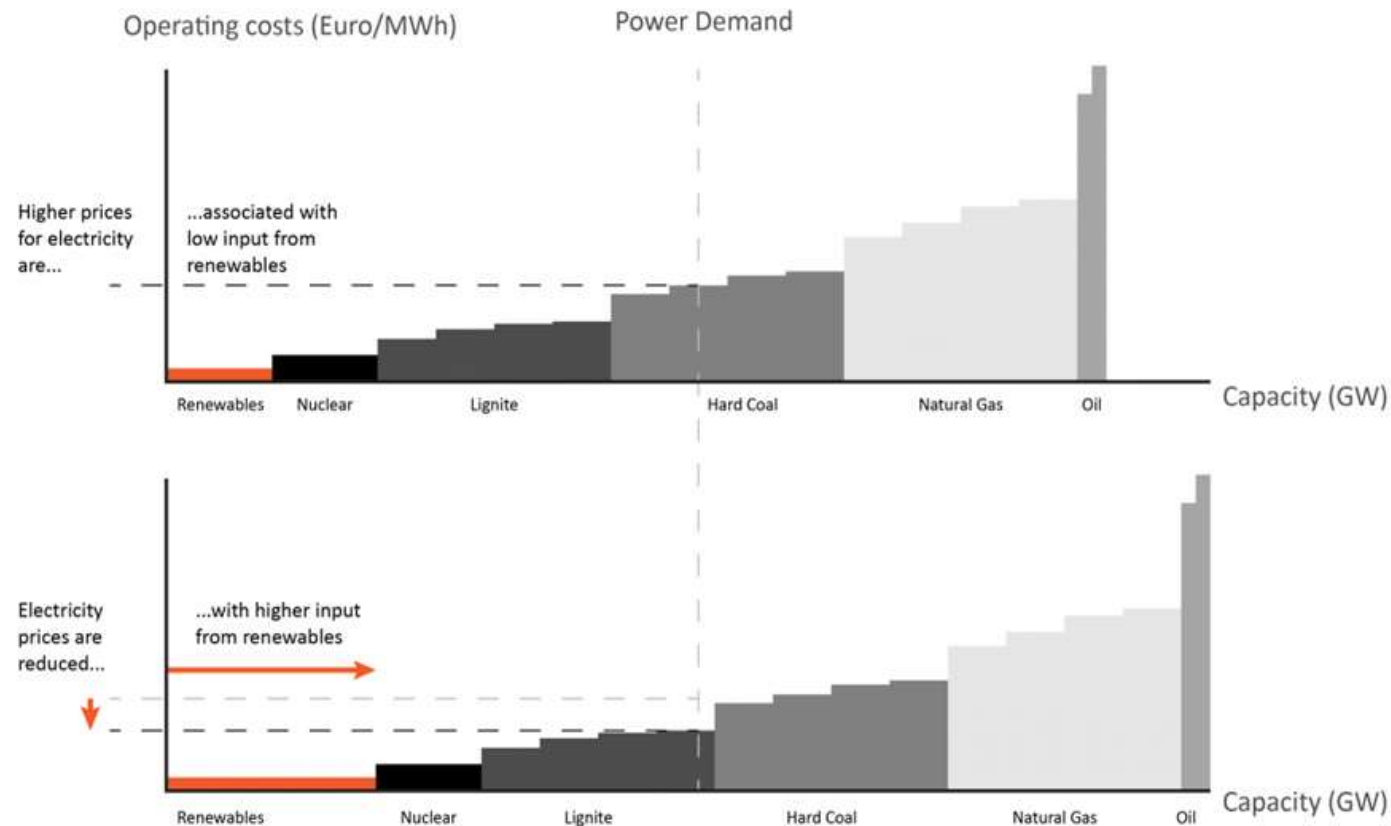
Strong decline in LCOE/Levelised Costs Of Energy Production for PV/solar is mainly driven by decline in PV module prices

Global LCOE of Fixed-axis PV, 2008-2023



Modelled after: BNEF 2H 2023 LCOE Update: An Uneven Recovery, 12 December 2023

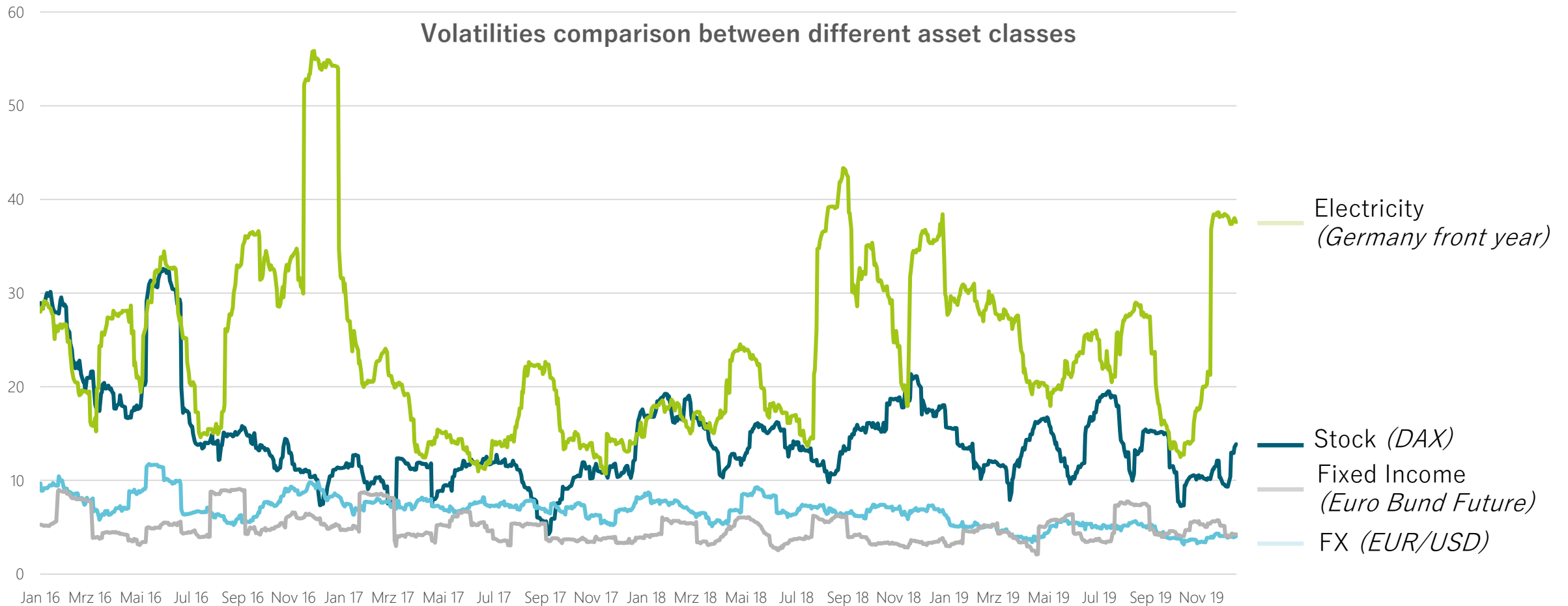
Electricity price fluctuations due to the Merit Order Effect



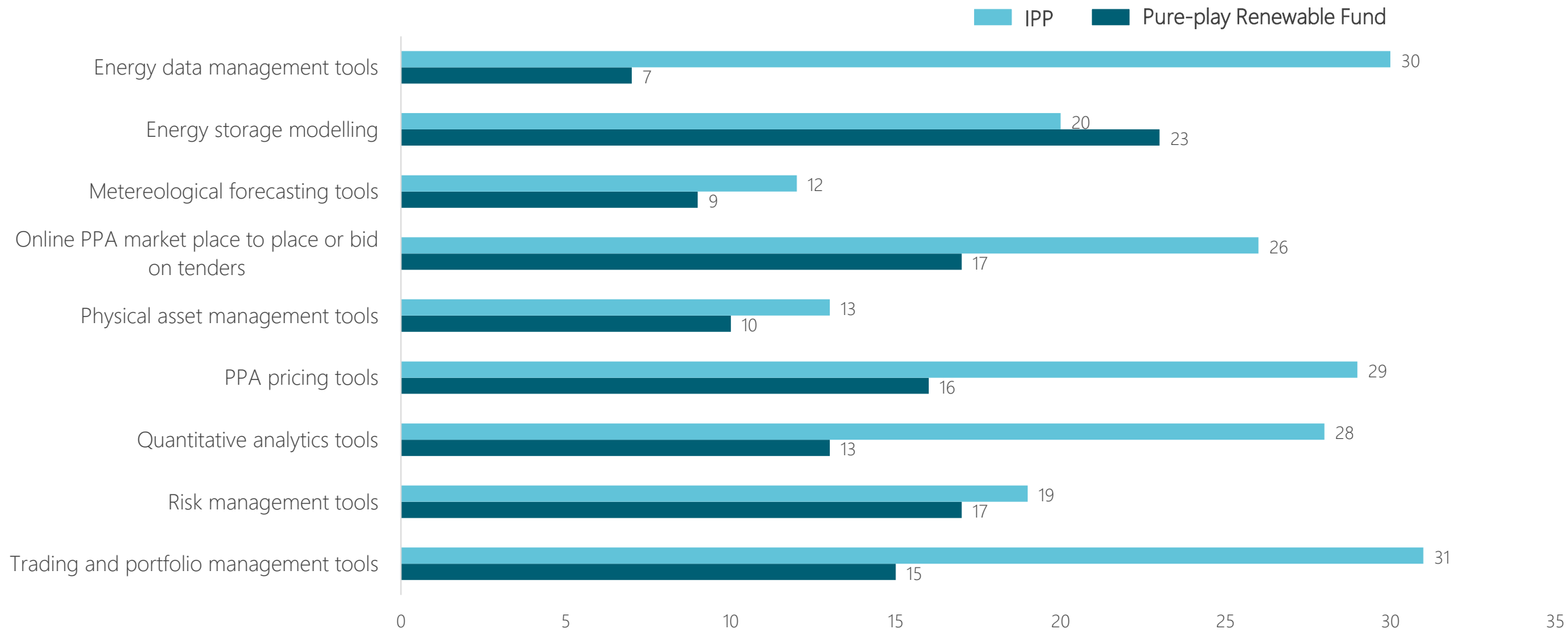
In the very conservative assumption of an **energy only market**, thus a market in which only the produced power is compensated, without any compensation for the mere readiness for power production (**capacity market**), the **power price would be determined by the "merit order"** – the sequence in which power stations contribute power to the market, with the cheapest offer made by the power station with the smallest operating costs setting the starting point – **and not by the LCOE**.

While it is true that renewables lower the entrance price due to their low operating costs and push more expensive conventional producers down the merit order (see chart to the left), it is also true **that the price for the energy is set by the plant with the highest operating cost that is still necessary** to be activated in order to meet the demand.

Electricity is an extremely high volatile commodity – a subsidy-free energy production requires completely new competencies

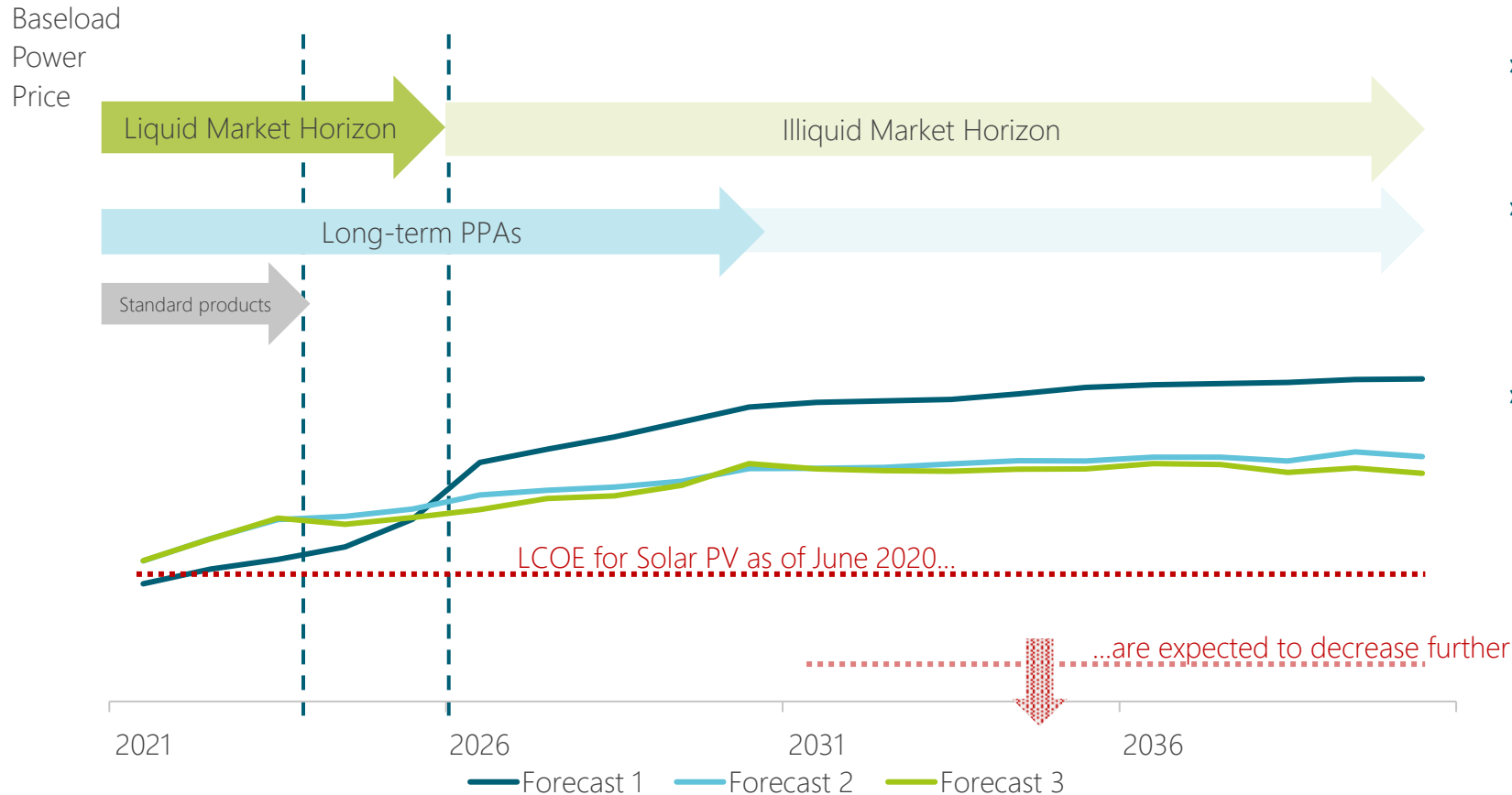


Priorities of IPPs have changed dramatically



Source: Pexapark


Positive development of PPA power prices are seen by all leading energy price forecasters



- » All major forecasters of energy prices do see positive development of energy prices in the future.
- » Main drivers for energy prices are: CO₂ certificate prices, capacity additions of renewables accompanied with cut down of capacities of conventional power plants.
- » Even the most conservative forecaster (#3) sees energy market prices which are fairly above current (and, obviously, future) LCOEs enabling additional investments into renewables.

ENCAVIS

Research Highlights in 2023/24



Research Highlights in 2023/24: The Encavis Share has been promoted to MDAX as of June 20th, 2022

- » RBI updated their active coverage of Encavis AG on October 17th, 2023, adjusted the target price of EUR 20.00 to EUR 13.20 and adjusted the "BUY" recommendation to "HOLD"
- » STIFEL updated their active coverage of Encavis AG on March 7th, 2024, adjusted the target price of EUR 11.50 to EUR 13.90 and adjusted the recommendation from "SELL" to "HOLD"
- » JEFFERIES updated their active coverage of Encavis AG on March 14th, 2024, confirmed the target price of EUR 19.00 and confirmed the "BUY" recommendation
- » HAUCK AUFHÄUSER updated their active coverage of Encavis AG on March 15th, 2024, adjusted the target price of EUR 24.00 to EUR 17.50 and adjusted the "BUY" recommendation to "HOLD"
- » DZ BANK updated their active coverage of Encavis AG on March 15th, 2024, confirmed the target price of EUR 20.00 and confirmed the "BUY" recommendation
- » WARBURG RESEARCH updated their active coverage of Encavis AG on March 15th, 2024, adjusted the target price of EUR 20.80 to EUR 20.30 and confirmed the "BUY" recommendation
- » QUIRIN updated their active coverage of Encavis AG on March 19th, 2024, adjusted the target price of EUR 28.00 to EUR 17.50 and adjusted the "BUY" recommendation to "HOLD"
- » HSBC Global Research updated their active coverage of Encavis AG on March 20th, 2024, adjusted the target price of EUR 18.00 to EUR 17.50 and adjusted the "BUY" recommendation to "HOLD"

[Share](#)

Research Highlights in 2024:

- » MORGAN STANLEY updated their active coverage of Encavis AG on March 26th, 2024, confirmed the target price of EUR 17.50 and confirmed the “EQUAL-WEIGHT” recommendation
- » BARCLAYS updated their active coverage of Encavis AG on March 26th, 2024, adjusted the target price of EUR 14.00 to EUR 17.50 and confirmed the “UNDERWEIGHT” recommendation
- » CM-CIC MARKET SOLUTIONS updated their active coverage of Encavis AG on March 27th, 2024, confirmed the target price of EUR 17.50 and confirmed the “NEUTRAL” recommendation
- » ODDO BHF updated their active coverage of Encavis AG on March 27th, 2024, confirmed the target price of EUR 17.50 and confirmed the “ACCEPT THE OFFER” recommendation
- » BERENBERG updated their active coverage of Encavis AG on March 27th, 2024, confirmed the target price of EUR 17.50 and confirmed the “HOLD” recommendation
- » PARETO SECURITIES updated their active coverage of Encavis AG on April 4th, 2024, adjusted the target price of EUR 19.00 to EUR 17.50 and adjusted the “BUY” recommendation to “HOLD”
- » Consensus of all 14 recommendations result in an average target price of EUR 17.42

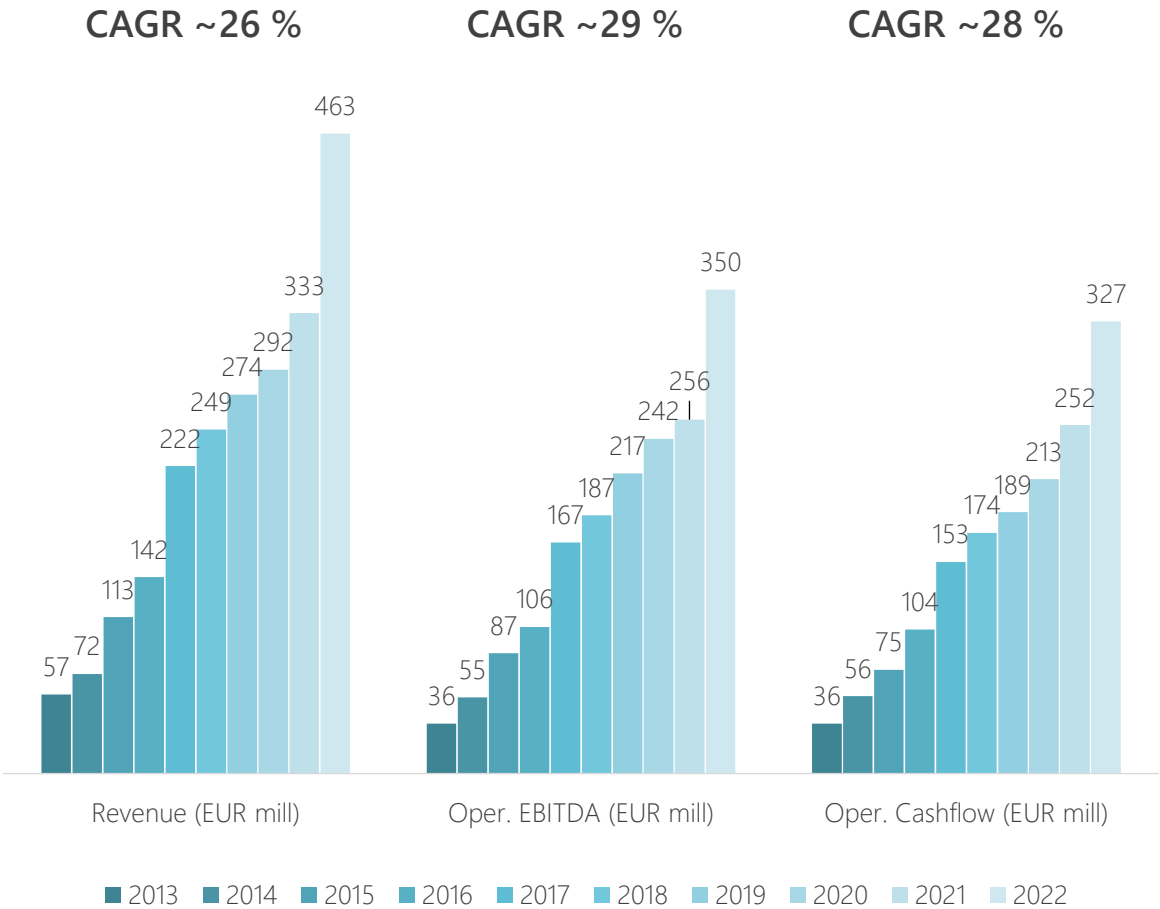
[Share](#)

Compelling reasons to invest in Encavis

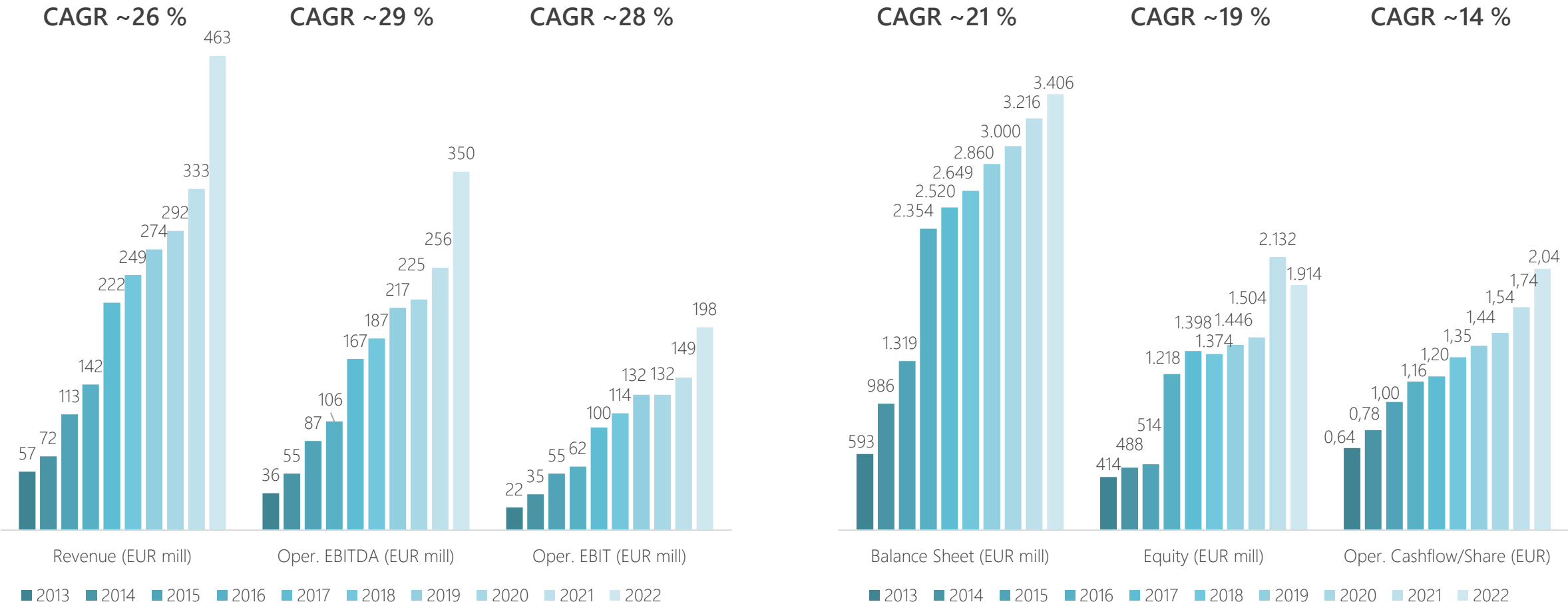
Leading independent European IPP in the renewable sector

- » Generation capacity of > 3.5 GW
- » Market capitalisation > 2.7 billion EUR
- » Equity ratio of ~ 33.2% (2023/12/31)

- » Valuable portfolio, low-risk substance and low-risk profile
- » 229 PV/89 wind parks with long-term Feed-in-Tariffs/PPAs
- » Attractive non-recourse financing conditions on project level
- » Ready-to-build/turn-key projects and parks in operation
- » Forward-looking sustainable investment in a dynamic market
- » Strategic alliances with top project developers and equity partners on sub-holding level
- » Fast growing PPA-market
- » Shaping the industry: customised solutions at competitive long-term fixed prices with minimal carbon footprint




Encavis success story – steady and dynamic growth path



ENCAVIS




Appendix



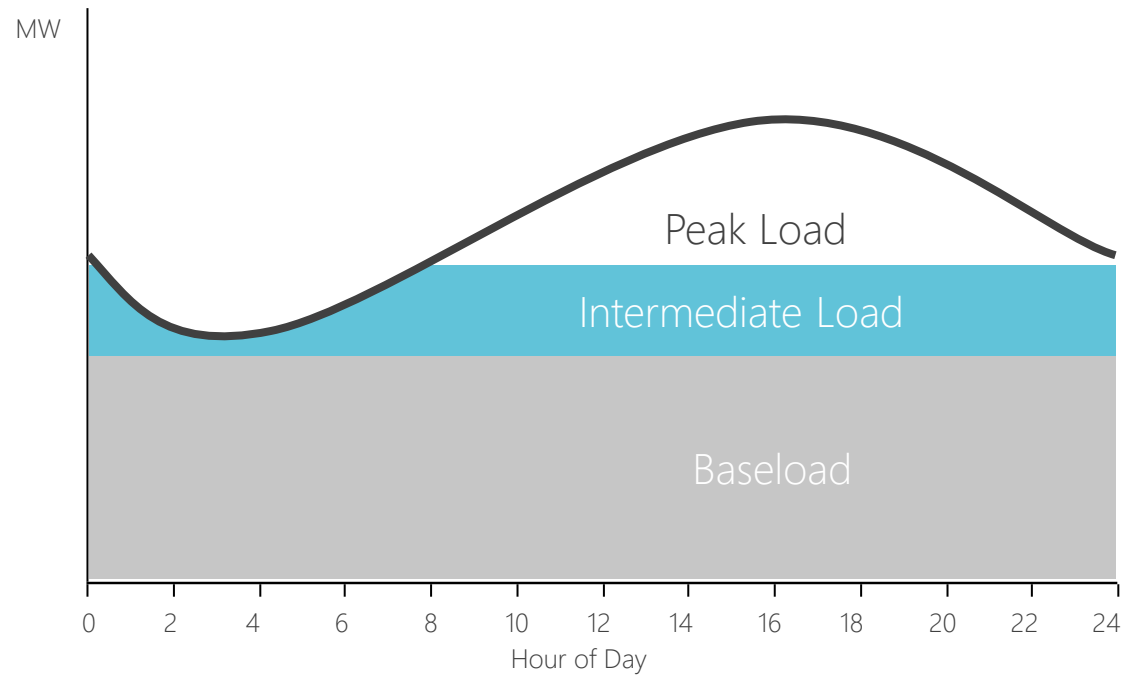
ENCAVIS

Storage technologies



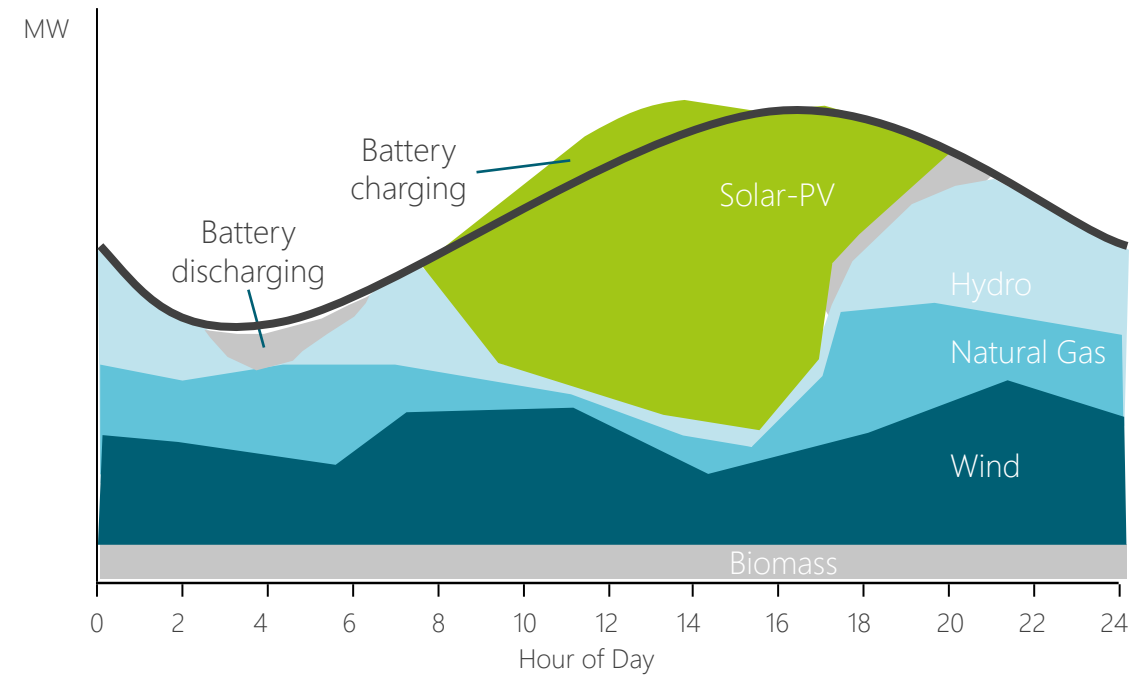
Increasing share of renewables in power sector creates new challenges

Electricity demand and historic supply mix



- » Supply based on coal, nuclear and gas
- » Large, centralised power plants
- » National markets are not interconnected

Conceptual supply mix in the future

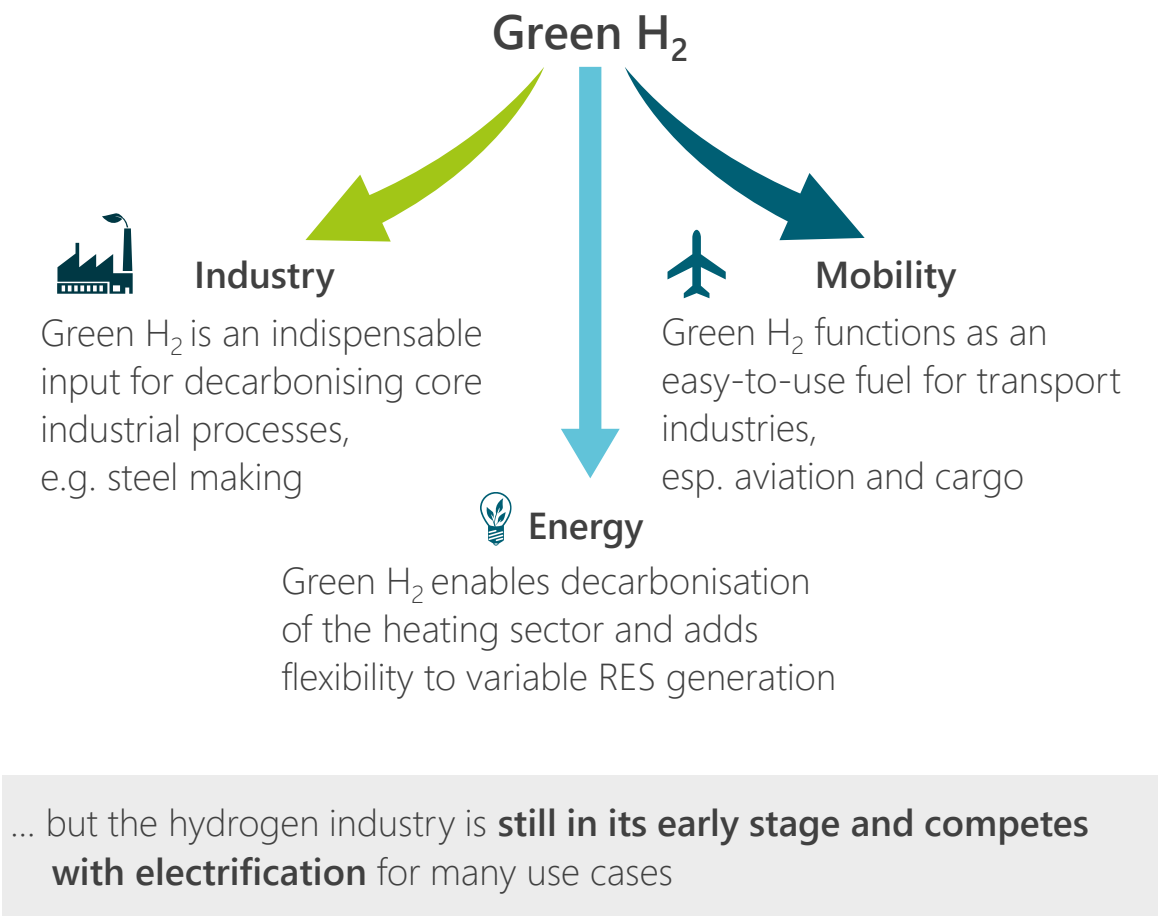


- » Supply based on Renewables and flexible gas power plants
- » Electricity storage with increasing importance
- » Decentralised power generation with prosumers

New Business Cases for Electricity Storage and Hydrogen

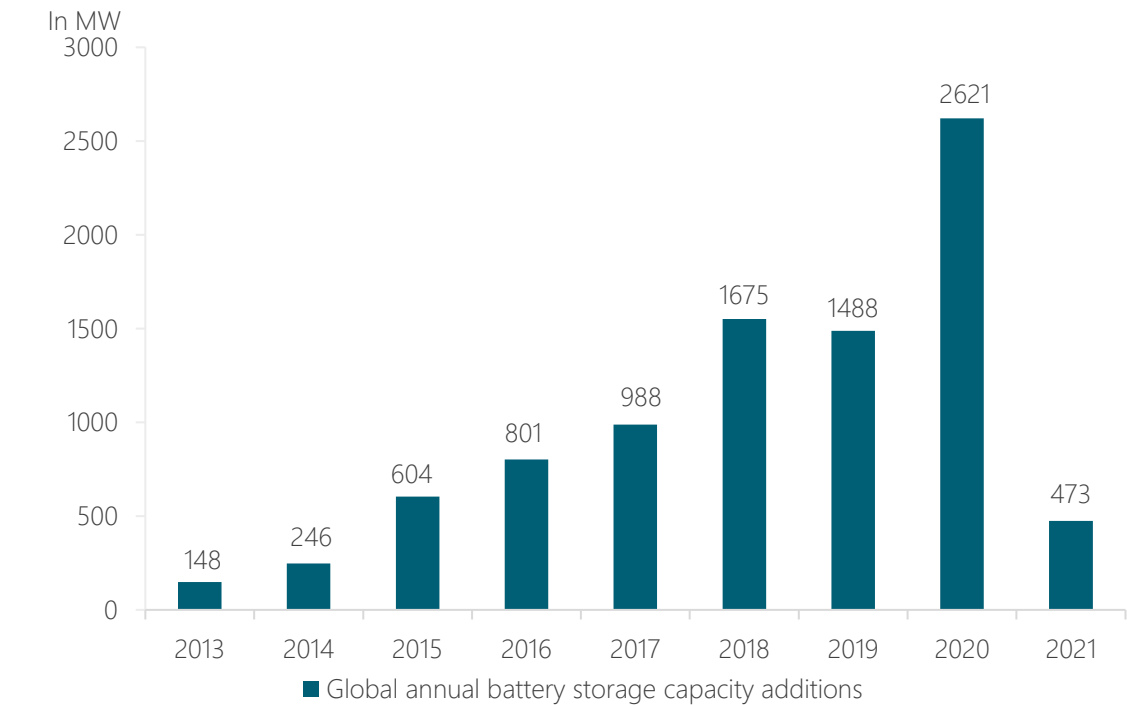
Required Capacity	Application	
	Price-arbitrage for electricity trading	» Separates sale of electricity from its generation
	Congestion management	» Optimises utilisation of existing electricity infrastructure
	Peak Shaving	» Reduces costly peak-loads of large consumers
	Voltage stability (SDL*)	» Stabilises network operations
	Supply of control energy (SDL*)	» Participates in the control energy market (RES power plants not qualified yet)

* System services



Electricity storage market is already growing strongly – rapidly falling costs help

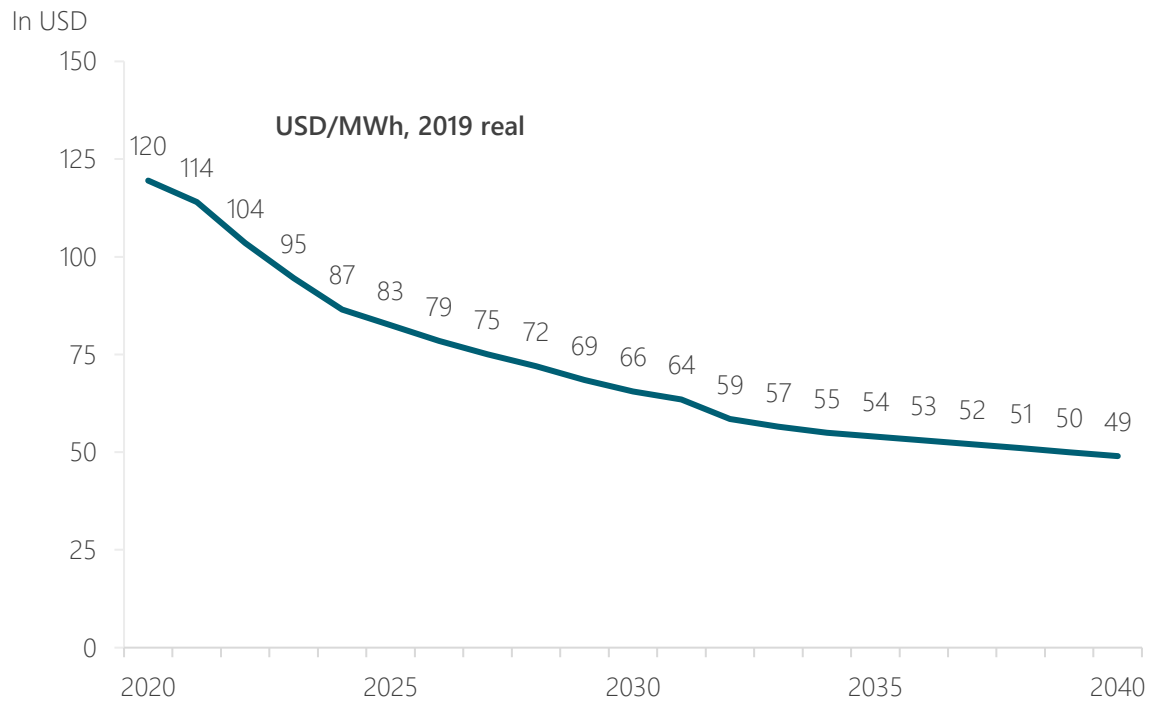
Annually commissioned utility-scale storage



- » Strong increase in annual commissions over the last years
- » Growth distributed globally with Korea and China leading
- » Lithium-ion technology currently state-of-the art

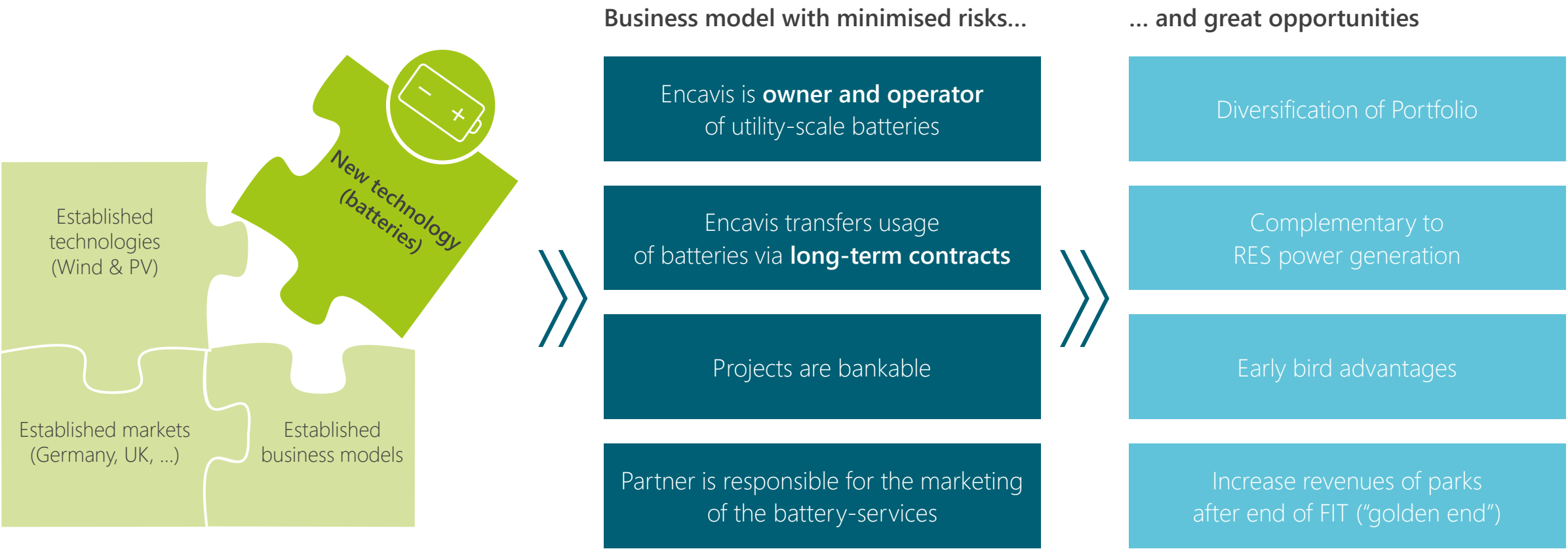
Source: BNEF

Forecast of LCOE mid range




- » Forecasted decrease in costs mainly caused by economies of scale and improved use of input materials
- » Decreasing costs drive capacity additions in a virtuous cycle

Battery Storage: Possible market entrance for Encavis



ENCAVIS

The Management



Management team with great industry expertise and strong passion for renewables



Dr Christoph Husmann
Spokesman of the Management Board / Chief Financial Officer

Spokesman of the Management Board since January 2023
CFO since Oct 2014 / Reappointed until January 2029

- » Member (CFO) and later CEO of the Management Board of HOCHTIEF Projekt Entwicklung GmbH
- » Head of Corporate Controlling and M&A of STINNES AG and HOCHTIEF AG
- » Controlling of VEBA AG



Mario Schirru
Chief Investment Officer / Chief Operating Officer

CIO / COO since Aug 2022 / Appointed until January 2029

- » Chief Operating Officer (COO) of Encavis AG
- » Investment Director of Encavis AG
- » Country Manager Italy of German wind farm developer GEO GmbH

Supervisory Board



Dr Rolf Martin Schmitz
(Chairman / independent)

Previously CEO at RWE AG
(until May 2021)
Supervisory Board (a.o.):
E.ON SE, TÜV Rheinland AG,
KELAG-Kärntner Elektrizitäts-AG



Dr Manfred Krüper
(Deputy Chairman / dependent)

Member of the Board of Directors
at E.ON AG (until Nov 2006)
Supervisory Board (a.o.):
Power Plus Communication AG,
EEW Energy from Waste GmbH



Albert Büll
(dependent)

Entrepreneur and co-owner
of the B&L Group
Advisory Council (a.o.):
B & L Group, noventic GmbH



Dr Henning Kreke (independent)

Previously CEO at Douglas Holding AG
for 15 years
Supervisory Board (a.o.):
Deutsche EuroShop AG; Douglas GmbH,
Thalia Bücher GmbH



Isabella Pfaller (independent)

Supervisory Board:
Indus Holding AG
Advisory Board (a.o.):
Deutsche Bundesbank Bavarian HQ,
Int. Center of Insurance Regulation of
Goethe University Frankfurt/Main



Christine Scheel (independent)

Member of the Supervisory Board at
CHORUS Clean Energy AG (until Oct
2016) Former Member of the German
Parliament



Dr Marcus Schenck
(independent)

Financial Advisor
Head of DACH, Member of
Global Management Committee
Financial Advisory LAZARD
Independent Advisory Council (a.o.):
EQT Infrastructure



Thorsten Testorp
(dependent)

Managing Partner of
B&L Real Estate GmbH
Supervisory Board (a.o.):
Power Plus Communication AG,
noventic GmbH

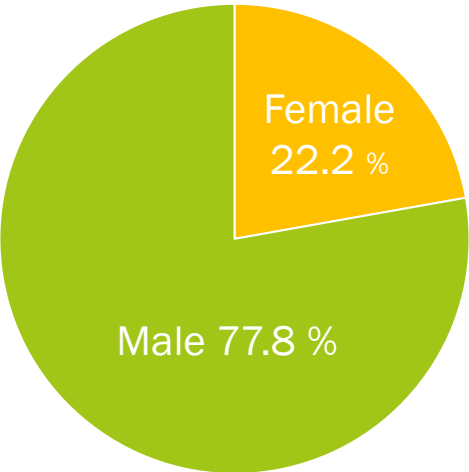


Prof Fritz Vahrenholt
(dependent)

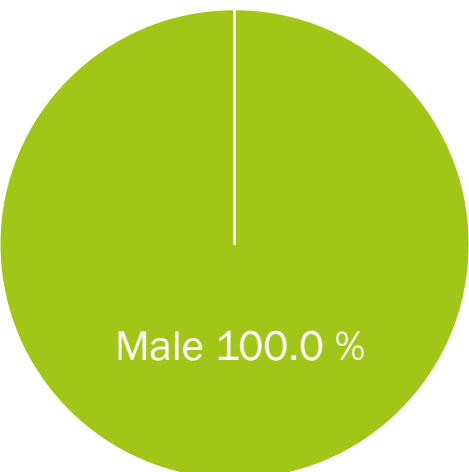
Chairman of the Supervisory Board
(until January 2014) at RWE Innogy GmbH
(previously CEO)
Supervisory Board (a.o.):
Aurubis AG

Diversity key figures (as of 2023-01-31)

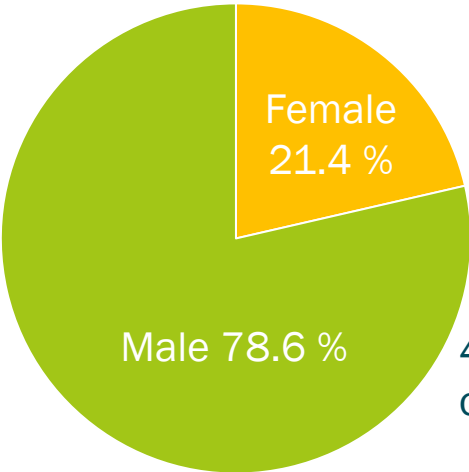
*) Encavis Group
w/o Stern Energy



Supervisory Board (9)

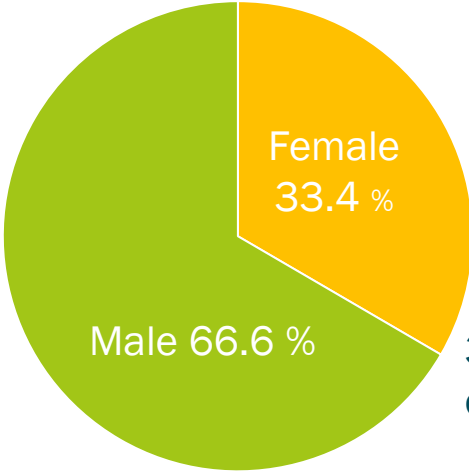


Management Board (2)



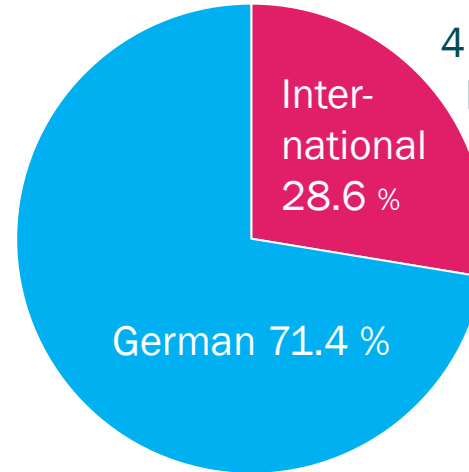
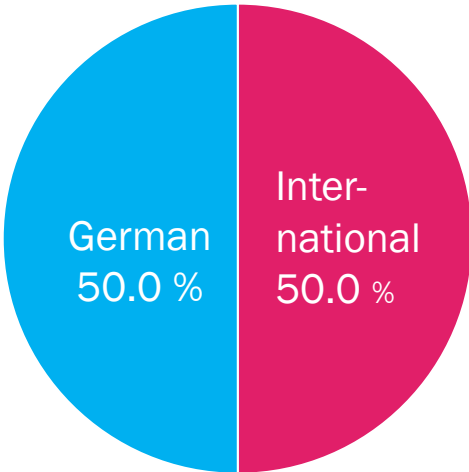
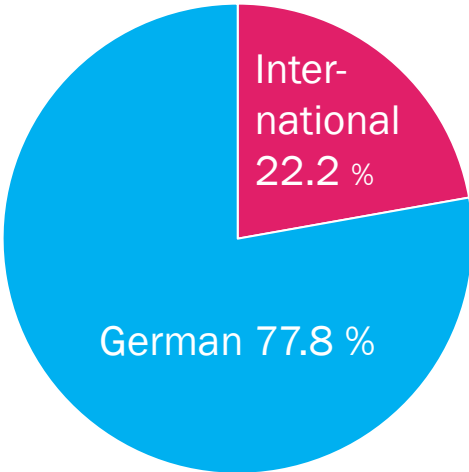
Management Team (28)

43.4 years
on average*)

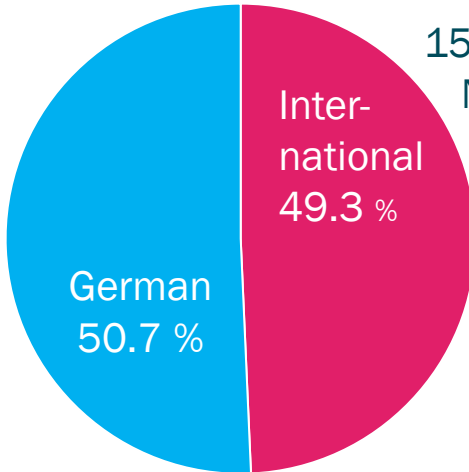


Employees (302)

34.8 years
on average*)




4 different
Nations



15 different
Nations

ENCAVIS

The Encavis share

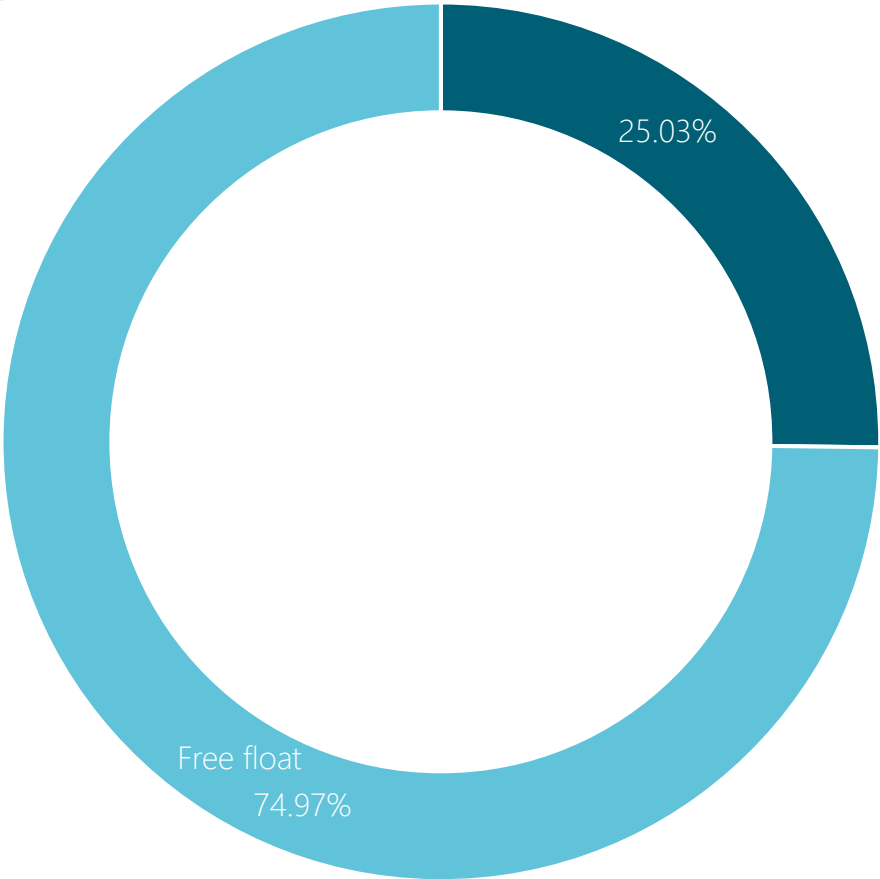


Entrepreneurial shareholder structure – strong and long-term anchor investors

Market Cap:
> 2.7 billion EUR












shares: 161,030,176
(as of June 27th, 2022)

- Major investors within the free float:
- 4.8% The Goldman Sachs Group, Inc.
 - 4.7% Bank of America Corporation
 - 4.3% Morgan Stanley
 - 3.8% BlackRock, Inc.
 - 3.5% UBS Group AG
 - 3.5% BayernInvest KVG mbH
 - 3.0% Lobelia Beteiligungsgesellschaft/
Kreke Immobilien KG
 - 2.8% Allianz Global Investors GmbH
 - 2.6% Norges Bank Investment Management
 - 2.3% The Vanguard Group, Inc.
 - 1.7% Invesco Capital Management LLC
 - 1.7% AMUNDI Asset Management
 - 1.6% Schroder Investment Management Ltd.
 - 0.1% Management der Encavis AG



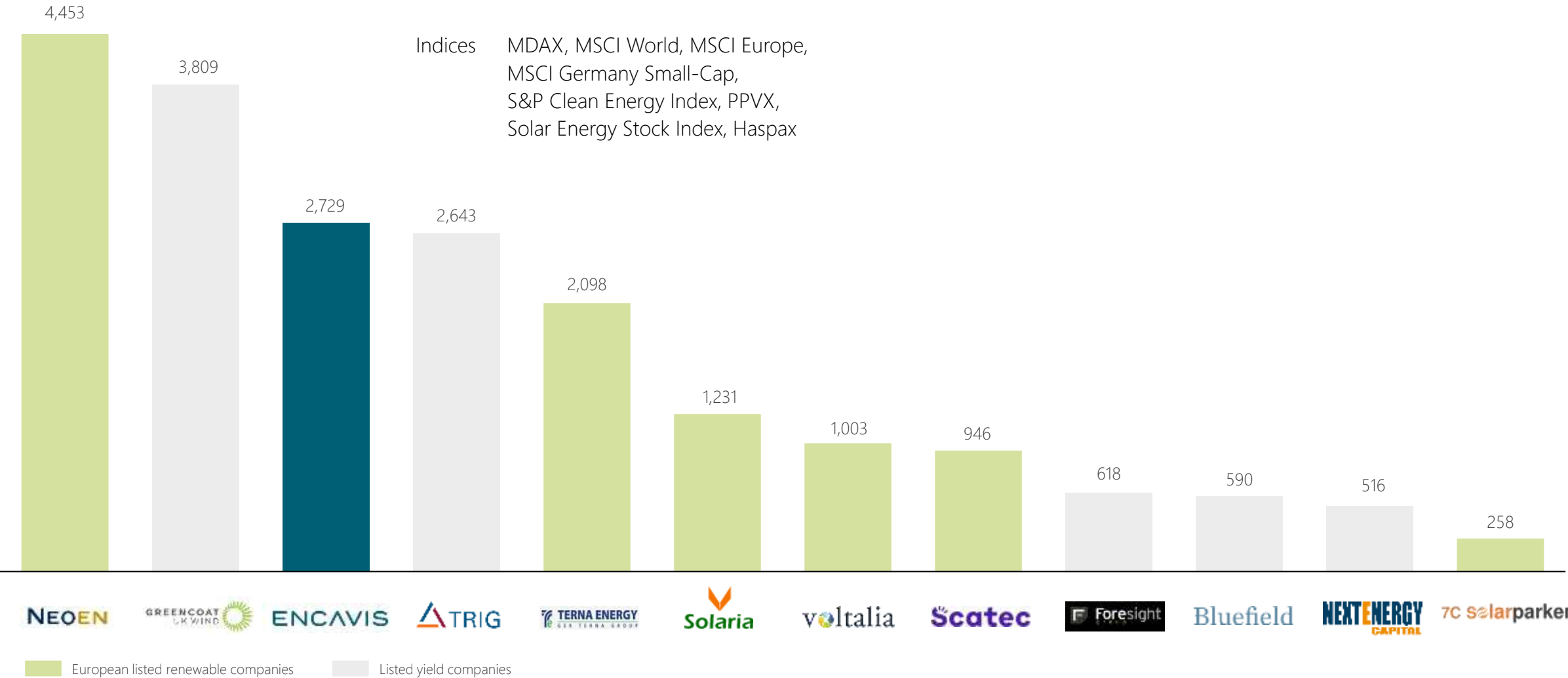
Pool of AMCO Service GmbH with ABACON CAPITAL GmbH, Dr. Liedtke Vermögensverwaltung GmbH, PELABA Vermögensverwaltungs GmbH & Co. KG, ALOPIAS Anlagenverwaltungs GmbH & Co. KG, Krüper GmbH, Sebastian Krüper and Dr Manfred Krüper

Nine target price recommendations “At the offer price” of EUR 17.50 out of 14 active coverages

Coverage institution	Updated Ratings	Date	Target Price (EUR)
 Pareto Securities AS Equity Research	Hold	Apr 04, 2024	17.50
 BERENBERG PRIVATBANK & KREDIT	Hold	Mar 27, 2024	17.50
 ODDO BHF	Accept the offer	Mar 27, 2024	17.50
 CIC Market Solutions	Neutral	Mar 27, 2024	17.50
 BARCLAYS	Underweight	Mar 26, 2024	17.50
Morgan Stanley	Equal-weight	Mar 26, 2024	17.50
 HSBC Global Research	Hold	Mar 20, 2024	17.50
 QUIRIN INVESTMENT	Hold	Mar 19, 2024	17.50
 WARBURG RESEARCH	Buy	Mar 15, 2024	20.30
 DZ BANK	Buy	Mar 15, 2024	20.00
 HAUCK AUFHÄUSER INVESTMENT BANKING	Hold	Mar 15, 2024	17.50
Jefferies	Buy	Mar 14, 2024	19.00
STIFEL	Hold	Mar 07, 2024	13.90
 Raiffeisen RESEARCH	Hold	Oct 17, 2023	13.20
Consensus			17.42

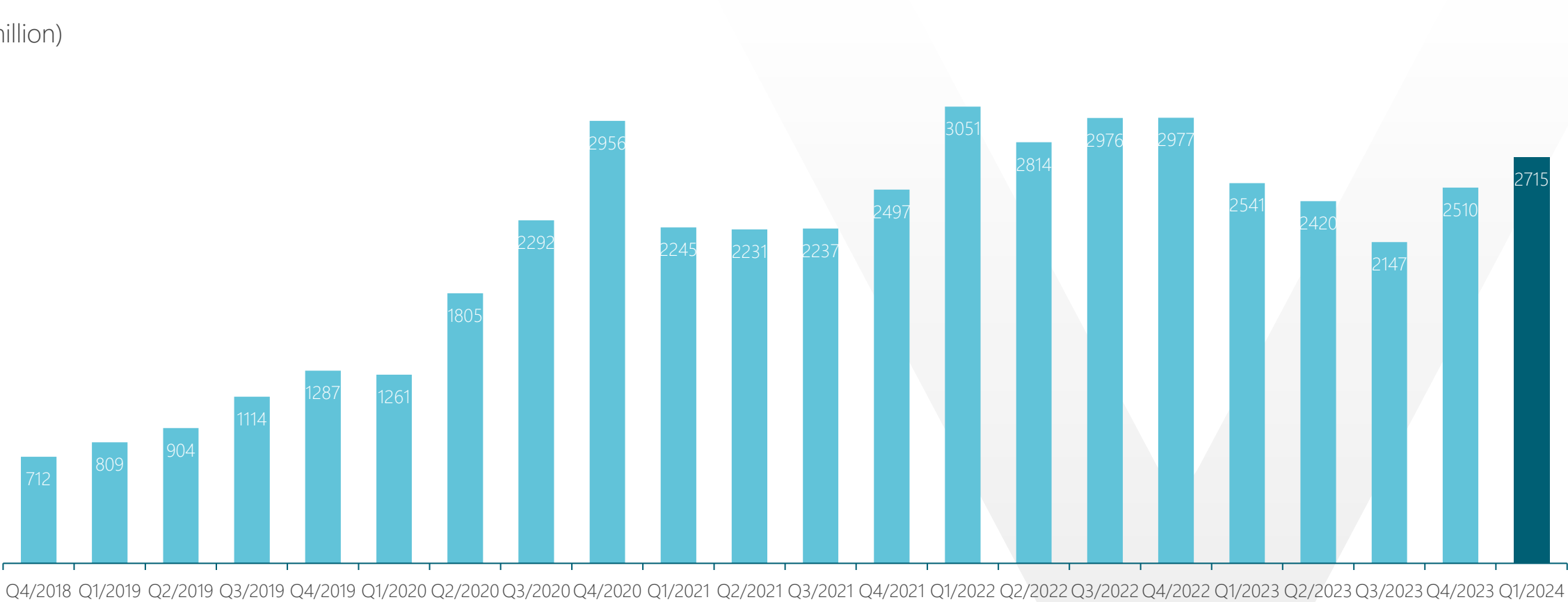
Encavis AG – one of the largest independent and listed European Renewable IPPs

Benchmarking by market capitalisation as of 24th April 2024 (EUR million)



Market capitalisation of ECV as of 28th March 2024 nearly quadrupled since 2018

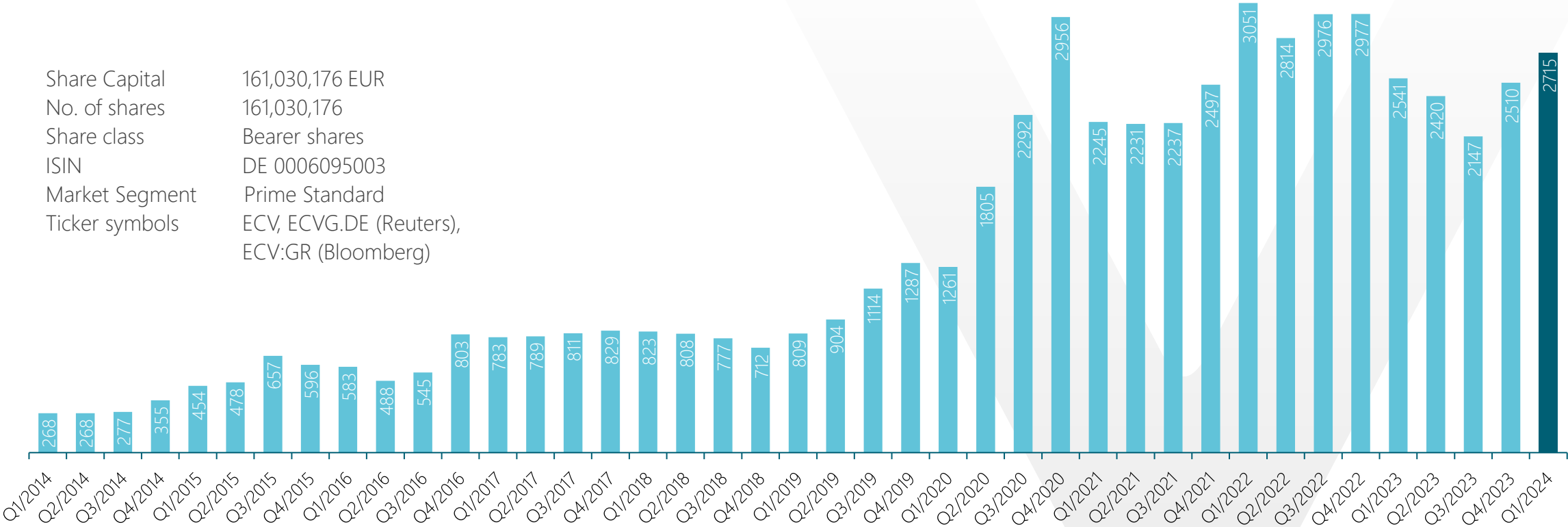
(EUR million)



Market capitalisation of ECV as of 28th March 2024 more than tenfold since 2014

(EUR million)

Share Capital 161,030,176 EUR
No. of shares 161,030,176
Share class Bearer shares
ISIN DE 0006095003
Market Segment Prime Standard
Ticker symbols ECV, ECVG.DE (Reuters),
ECV:GR (Bloomberg)



Financial Calendar 2024


Date 2024	Event
May 07	Sustainability Reports 2023 (post trading hours)
May 14	Interim Statement Q1/2024 (post trading hours)
May 15	Conference Call on Interim Statement Q1/2024 (08.30 a.m. CEST)
May 24	Interest date Hybrid Convertible Bond 2021
May 27	Solarplaza Summit Netherlands 3.0, Amsterdam (NL)
Jun 05	Annual General Shareholders Meeting (AGM), Hamburg (GER)
Jun 18	Solar & Energy Storage Future Germany 2024, Munich (GER)
Jun 18-21	THESmarter E - EMPOWER EUROPE, Munich (GER)
Jul 01-02	DIRK Conference, Frankfurt/Main (GER)

Date 2024	Event
Aug 14	Interim Report Q2/6M 2024 (post trading hours)
Aug 15	Conference Call on Interim Report Q2/6M 2024 (08.30 a.m. CEST)
Sep 02	Interest date Green Bonded Loan 2023
Sep 12	Interest date Green Bonded Loan 2018
Oct 22-23	Energy Transition Summit, London (UK)
Nov 13	Interim Statement Q3/9M 2024 (post trading hours)
Nov 14	Conference Call on Interim Statement Q3/9M 2024 (08.30 a.m. CET)
Nov 24	Interest date Hybrid Convertible Bond 2021
Dec 11	Interest date Bonded Loan 2015

ENCAVIS



Glossary



Glossary 1/6

English	Deutsch
AMER America	Amerikanischer Wirtschaftsraum
APAC Asia, Pacific	Asiatisch-Pazifischer Wirtschaftsraum
EMEA Europe, Middle-East, Africa	Wirtschaftsraum Europa, Mittlerer/Naher Osten und Afrika
Balance-sheet	Bilanz
Balance-sheet total	Bilanzsumme
Benchmarking	Leistungsvergleich
Bifacial solar modules Type of solar modules that also uses the backside of the panel to increase efficiency	Bifaziale Solarmodule, Vorder- und Rückseite sind mit Solarzellen bestückt und ermöglichen somit eine effektivere Nutzung der Sonneneinstrahlung
Bilateral Debt Debt to only <u>one</u> other party	Schulden gegenüber nur <u>einer</u> anderen Partei
BNEF / B loomberg N ew E nergy F inance Platform for research and information concerning Renewable Energies and finance	Plattform des Medienkonzerns Bloomberg, die die Themen und Informationen zu Erneuerbaren Energien und Finanzen aufbereitet
Bonded and „Green“ Loans → See Green promissory note loan	Verbriefte und „grüne“ Schulden → Siehe Grüne Schuldscheindarlehen
CAGR C ompound A nnual G rowth R ate	Durchschnittlich gewichtete jährliche Wachstumsrate (inkl. Zinseszinsseffekt)

English	Deutsch
Cannibalisation effect Competing commercialisation of similar interchangeable products / commodity → oversupply results in price reduction and lower revenue	Kannibalisierungseffekt Konkurrierende Vermarktung gleichartiger austauschbarer Produkte / Commodity → Preissenkung durch Überangebot resultiert in Umsatzminderung
Cash pooling Group internal liquidity pool to compensate needs and surpluses of single daughter companies	Liquiditätsbündelung, Konzerninterner Liquiditätsausgleich, der überschüssige Liquidität sowie Liquiditätsbedürfnisse einzelner Tochterunternehmen innerhalb eines Konzerns ausgleicht
Cashflow	Wirtschaftliche Messgröße des Nettozuflusses liquider Mittel während einer Periode
Climate Bond Standard Organisation that certifies ecological Bonds according to the Paris Climate Protection Agreement of 2015 to limit global warming below + 2°Celsius	Organisation, die ökologische „grüne“ Anleihen zertifiziert, die im Einklang mit den Zielen des Pariser Klimaschutzabkommens von 2015 zur Begrenzung des Klimawandels von unter 2° C (Celsius) globaler Temperaturerhöhung stehen
CO ₂ certificate Companies have to buy them to compensate for their CO ₂ -Emissions	CO ₂ -Emissionszertifikat, Erwerben Unternehmen, um ihren CO ₂ -Ausstoß zu kompensieren
COD C ommercial O perations D ate	Datum, ab dem der kommerzielle Betrieb von Parks startet, zumeist auch der Netzanschluss

Glossary 2/6

English	Deutsch
Congestion (e.g. supply and demand of a stock are in balance)	Stau/Stillstand (z.B. bei der Kursbewegung von Aktien, Nachfrage und Angebot sind ausgeglichen)
Conversion Price Fixed price at a certain point of time when e.g. a convertible bond can be transformed into stock	Fester Umwandlungspreis zu einem bestimmten Zeitpunkt an dem z.B. eine Wandelanleihe in Aktien umgetauscht wird
Coupon Payment to the bond-owner on a yearly basis until the bond's termination	Jährliche Zinszahlung, die der Anleiheinhaber bis zu dem Zeitpunkt der Fälligkeit erhält
Dependent / Independent Supervisory Board Member	Abhängiges/Unabhängiges Aufsichtsratsmitglied
Deviations	Abweichungen
Diluted	Verwässert
Due Diligence	Sorgfältige Prüfung eines Unternehmens im Rahmen des Erwerbs von Projekten
EAM Encavis Asset Management Subsidiary of Encavis AG	Tochterunternehmen der Encavis AG
Early-Stage-Project	Projekt in der frühen Entwicklungsphase
EBIT Earnings before Interest and Taxes	Ergebniskennzahl Ergebnis vor Zinsen und Ertragsteuern

English	Deutsch
EBITDA Earnings before Interest, Taxes, Depreciation and Amortisation	Ergebniskennzahl Ergebnis vor Zinsen, Ertragsteuern, Abschreibungen und Amortisationen. Das EBITDA berechnet sich aus dem EBIT zuzügl. erfolgswirksamer Abschreibungen und abzügl. erfolgswirksamer Wertaufholungen auf immaterielle Vermögenswerte und Sachanlagen
Economies of scale Reduction of price per unit by mass-production	Skaleneffekt Reduktion des Preises pro produzierte Einheit durch Massenproduktion
ECV (prev. CAP) Encavis AG's Ticker Symbol	ECV vorher CAP Börsenkürzel der Encavis AG
EIA Environmental Impact Assessment	UVP UmweltVerträglichkeitsPrüfung Prüfvorgang umweltrelevanter Unternehmungen auf ihre möglichen Auswirkungen auf die Umwelt
EPS Earnings per Share	Ergebnis je Aktie Messgröße zur Ertragskraft des Unternehmens
Equity ratio Ratio of equity to total assets	Eigenkapitalquote: Betriebswirtschaftliche Kennzahl die das Verhältnis des Eigenkapitals zum Gesamtkapital (=) Bilanzsumme wiedergibt
ESG Environmental, Social, Governance	Fokus auf Umwelt, Soziales und (politisch korrekte) Unternehmensführung

Glossary 3/6

English	Deutsch
EPVS E ncavis P hoto V oltaic S ervices, Subsidiary of Encavis AG serving the solarparks	Tochterunternehmen der Encavis AG, spezialisiert auf die technische Pflege der Solarparks
Fast Entry / Exit Incorporation/Excorporation of a Company in a stock index outside of regular admission-times	Aufnahme / Abgang eines Unternehmens in / aus einem Aktienindex außerhalb der regulären Aufnahmezeitpunkte
Financial obligations based on legal, contractual or economic conditions	Zahlungsverpflichtungen, die aufgrund gesetzlicher, vertraglicher oder wirtschaftlicher Bedingungen bestehen
FIT / F eed i n T ariff mostly according to the Renewable Energy Sources Act in Germany (EEG)	Einspeisevergütung (zumeist nach EEG in D) E rneuerbare- E nergien- G esetz
FX Risk / F oreign E xchange Risk	Wechselkursrisiko
FY 2023e F ull Y ear 2023 e stimated	GJ 2023e E rwartung für das gesamte G eschäftsjahr
GAAP G enerally A ccepted A ccounting P inciples	Allgemein anerkannte Rechnungslegungsgrundsätze zur Erstellung von Jahresabschlüssen
Green Bonds Bonds that are issued to finance ESG-conform investments	Schuldverschreibungen, die klar definierte Anforderungen an die Investitionsobjekte bezogen auf ESG-Kriterien erfüllen müssen
Green promissory note loan Type of bond/loan that is issued to finance ecological purposes only	Grüne Schuldscheindarlehen, die nur zur Finanzierung ökologischer Zwecke emittiert werden

English	Deutsch
Grid	Stromnetz
Guidance Performance Expectations of the Company for the coming year	Ausblick auf die Zahlen, die das Unternehmen als Erwartung z.B. für das kommende Geschäftsjahr herausgibt
GW G igawatt (unit of output-power)	Einheit für elektrische Leistung 1 GW = 1.000 MW 1 GW = 1.000.000.000 W
KW K ilowatt (unit of output-power)	Einheit für elektrische Leistung 1 KW = 1.000 W
MW M egawatt (unit of output-power)	Einheit für elektrische Leistung 1 MW = 1.000 KW 1 MW = 1.000.000 W
MWh M egawatt- h ours Unit of measuring electric power and energy-quantity per hour Example given: » Two-person household: 2-3.5 MWh <u>p.a.</u>	Megawattstunden Einheit zur Messung elektrischen Stroms und der Energiemenge pro Stunde Beispiel: » Zwei-Personen-Haushalt: 2-3,5 MWh <u>pro Jahr</u>
KWh K ilowatt- h our GWh G igawatt- h our Unit of measuring electric power and energy-quantity per hour	Kilowattstunde Gigawattstunde Einheit zur Messung elektrischen Stroms und der Energiemenge pro Stunde

Glossary 4/6

English	Deutsch
Headroom Leeway (in general), the Treasury of the Group could use to balance financial needs and sources	Spielraum (allg.), im speziellen Sinne des Unt., der sich aus den vorhandenen Finanzmitteln und den benötigten Finanzmitteln ergibt
Hedge Complementary action to secure / to compensate existing risk(s) positions	Sicherungsgeschäft, mit dem Risiken durch komplementäre Risikopositionen ausgeglichen / abgesichert werden
HQ = Headquarters/Consolidation	Holding/Konsolidierung
(Sustainable) Hunting Line Credit line for Revolving Credit Facilities	(Nachhaltige) „Jagdlinie“ Kreditlinie bei Revolvierenden Krediten → RCF
Hybrid Convertible Bond (HCB) Perpetual type of bond, that enables the issuer to convert the debt into shares of the Company to pre-agreed conditions from a certain date onwards	Hybrid-Wandelanleihe Endlos laufende Form der Wandelanleihe, die es dem Emittenten u.a. ermöglicht ab einem bestimmten Zeitpunkt unter vorab definierten Voraussetzungen, diese Anleihe vorab in Aktien zu wandeln
IFRS International Financial Reporting Standards	Internationale Rechnungslegungsvorschriften, die von kapitalmarktorientierten Unternehmen in der Europäischen Union anzuwenden sind
Illiquid Market: Market with few sellers and buyers and high transaction costs / High volatility	Markt mit wenig Käufern und Verkäufern, hohen Transaktionskosten und hoher Volatilität
Liquid markets: Market with many buyers and sellers and low transaction costs / low volatility	Markt mit vielen Käufern und Verkäufern sowie geringen Transaktionskosten und geringer Volatilität

English	Deutsch
Illiquid/Liquid Market Horizon	Ausblick auf den illiquiden/liquiden Markt
Interest	Zins
Interim Result (e.g. quarterly results)	Zwischen-Geschäftsergebnisse (z.B. eines Quartals)
Investment grade issuer rating	Gute bis ausreichende Bonitätsnote, die die Kreditwürdigkeit des Unternehmens benotet
IPP Independent Power Producer	Unabhängiger Stromproduzent
IRR Internal Rate of Return	Interne Verzinsung Kennzahl zur Messung der Rendite einer Investition
Irradiation	Einstrahlung der Sonne
ISS ESG (former ISS-oekom) Institutional Shareholder Services / Rating Agency to provide Corporate Governance and Corporate Social Responsible Investment ratings	Institutional Shareholder Services Ratingagentur, die Corporate Governance und Corporate Social Responsible Investment Ratings erstellt
Lease contract	Mietvertrag
Levelised Cost of Energy (LCOE) Total costs of energy production incl. deconstruction and disposal into electricity over the total lifetime	Vollkostenkalkulation der gesamten Stromgestehungskosten inkl. Entsorgung über die komplette Laufzeit der Energieerzeugung elektrischen Stroms
Majority Stake	Mehrheitsanteil

Glossary 5/6

English	Deutsch
MDAX Mid-Cap DAX (50 Corporates) of German Stock Exchange	Index der Deutsche Börse AG der 50 mittelgroßen Werte, die dem DAX (40 größten Unternehmen) folgen
SDAX Small-Cap DAX (70 Corporates) of German Stock Exchange	Index der Deutsche Börse AG der 70 kleineren Unternehmen, die dem MDAX nachfolgen
MSCI ESG Ratings US based agency, which measures a company's management of financially relevant ESG risks and opportunities.	US-amerikanische Agentur, die das Management von finanziell relevanten ESG-Risiken und -Chancen eines Unternehmens misst.
Non-recourse financing conditions Credit that can only be amortised by the profits of the specific project that the loan was taken out for	Darlehen, dass nur aus den Gewinnen des spezifischen Projektes, für das das Darlehen gewährt wurde, zurückgezahlt wird
O&M Cost Operation & Maintenance Cost	Kosten für Betrieb und Instandhaltung
Onboarding Takeover process and integration of parks into Encavis' own administration	Übernahme-, Einarbeitungsprozess von Parks in die eigene Verwaltung
Onshore wind farms are located on land	An Land errichtete Windparks versus Off-shore (im Wasser/Meer errichtete Windparks)
Operating Encavis calls all metrics operating that do not contain IFRS-weighing-effects	Als operativ werden im Encavis-Konzern alle Kennzahlen bezeichnet, die keine IFRS-bedingten Bewertungseffekte enthalten
Portfolio (PF)	Kombination aus diversen Wertpapieren zur Risikodiversifikation

English	Deutsch
PPA P ower P urchase A greement Contract, securing the price-fixed purchase of electric power	Privatwirtschaftlicher Stromabnahmevertrag, der den Bezug von Strom zum Festpreis sichert
Price-arbitrage Taking risk-free advantage of price-differences at different locations at the same time	Risikolose Ausnutzung des Preisunterschieds eines handelbaren Gutes an verschiedenen Orten zum selben Zeitpunkt
Prosumers A consumer that is a producer at the same time.	Ein Verbraucher, der zugleich auch Produzent ist. (auch Prosument) Der Prosument erwartet zudem häufig hohe Qualität des Produkts für den professionellen Einsatz
PV P hoto V oltaik (Solar) Production of electric power by UV-irradiation of the sun	Stromerzeugung mittels UV-Sonneneinstrahlung
PRI Principles for Responsible Investment An investor initiative in partnership with UNEP Finance Initiative and the UN Global Compact	Prinzipien für verantwortliches Investieren Eine Investoreninitiative in Partnerschaft mit der UNEP Finance Initiative und dem UN Global Compact
Q1, Q3/9M, etc.	Quartal 1, Quartal 3/ersten 9 Monate des Jahres kumuliert
First Quarter, Third Quarter/First nine Months	Einteilungen des Geschäftsjahres zu denen z.T. Zwischenberichte herausgegeben werden
Ramp-up phase	Anlaufphase – Phase, in der die wichtigen Einstellungen vorgenommen werden, die eine reibungslose Produktion ermöglichen

Glossary 6/6

English	Deutsch
Ready-to-Build (RTB) Status	Baureifes Projekt
Reimbursement	Vergütung/Erstattung
RES power generation	Produktion von Strom aus Erneuerbaren Energiequellen
Renewable Energy Sources	
Revenue	Umsatz
Revolving Credit Facility (RCF) Type of Credit that enables the beneficiary to make use of the granted volume of debt during the whole duration even if parts of the credit have already been paid back in the meantime	Revolvierender Kreditrahmen: Ein Kredit, bei dem der Kreditnehmer in der gesamten Laufzeit erneut Kredite aufnehmen kann, selbst wenn schon Tilgungen erfolgt sind
Revolving Credit Line → Revolving Credit Facility	Siehe Revolving Credit Facility → Revolvierender Kreditrahmen
SCOPE Ratings European Rating Agency	Europäische Ratingagentur
Scrip dividend Type of dividend that enables the stock owner to choose between a cash dividend, new stocks as dividend, or a mix of both opportunities	Form der Wahldividende, die es den Aktionären ermöglicht entweder eine Bar-Dividende oder eine Dividende in Form neuer Aktien zu erhalten oder eine Mischung aus beiden Formen
SDG 17 Sustainable Development Goals of the United Nations defined until 2030	17 Ziele zur nachhaltigen Beachtung für Unternehmen, die von den Vereinten Nationen bis 2030 definiert wurden
SDP Strategic Development Partners	Strategische Partner der Encavis AG für die Entwicklung neuer Solarparkprojekte

English	Deutsch
SPV (level) Special Purpose Vehicle Type of corporation that serves a specific purpose	Zweckgesellschaft Juristische Person, die für einen klar definierten Zweck gegründet wird, z.B. zum Betrieb eines einzelnen Wind- oder Solarparks
Subordinated (hybrid) debt Second / third level debt that will be payed back later esp. post first ranking other debts → higher risk of failure → higher interest	Nachrangiges Darlehen, das nachrangig zu anderen Darlehen getilgt wird → höheres Ausfallrisiko → höherer Zins
TW Terrawatt (unit of output-power)	Einheit für elektrische Leistung 1 TW = 1.000 GW
TWh Terrawatt-hour	Terrawattstunde
TEUR Thousand Euros	Tausend Euro
TIS IT-based payment system	Unternehmensbezahlsystem der IT-Firma TIS
United Nations Global Compact The world's largest initiative for sustainable and responsible corporate governance.	Die weltweit größte Initiative für nachhaltige und verantwortungsvolle Unternehmensführung.
USP Unique Selling Proposition	Alleinstellungsmerkmal
VdS 10010 / VdS 10000 Guidelines for data protection and information security of the VdS Schadenverhütung GmbH	Richtlinien der VdS Schadenverhütung GmbH zum Datenschutz respektive zur Informationssicherheit
Virtual Stock Option Programme Form of employee compensation in (young) companies, by creating virtual stock options	Beteiligungsform für Mitarbeitende bei (jungen) Unternehmen in Form virtueller Aktienoptionen
WC / Working Capital	Umlaufvermögen

ENCAVIS

See you soon!



Jörg Peters
Head of Corporate Communications & Investor Relations

T +49 (0)40 37 85 62 242
M +49 (0)160 429 65 40
E joerg.peters@encavis.com

The information provided in this document has been derived from sources that we believe to be reliable. However, we cannot guarantee the accuracy or completeness of this information and we do not assume any responsibility for it. Encavis AG assumes no liability for any errors or omissions or for any resulting financial losses. Investments in capital markets, in particular in stock markets and futures markets, are fundamentally associated with risks and a complete loss of the invested capital cannot be ruled out. Recommendations provided herein do not represent an offer to buy or sell and are not intended to replace comprehensive and thorough advice before making a decision to buy or sell. Copies of the content of this presentation, in particular prints and copies or publications in electronic media, will only be authorized by written consent from Encavis AG.